


DIM-OUT BLIND SYSTEMS



GENERAL NOTES

Dimensions

- Measurements are in mm except where indicated.
- Max. kg relates to fabric incl. accessories (bottom bars, etc.).







Fitting

- Installation by qualified fitter only.
- Number of brackets and fitting positions / fixing points vary depending on fitting surface, system weight, fabric make-up, screw / fixing type and obstacles.
- Qualified fitter must use appropriate screws / fixings for each situation.
- Profile lip if applicable to be installed to room side.
- Electrical installations must be carried out according to Silent Gliss wiring diagrams and conform to local regulations.
- Check space for cables and plugs!

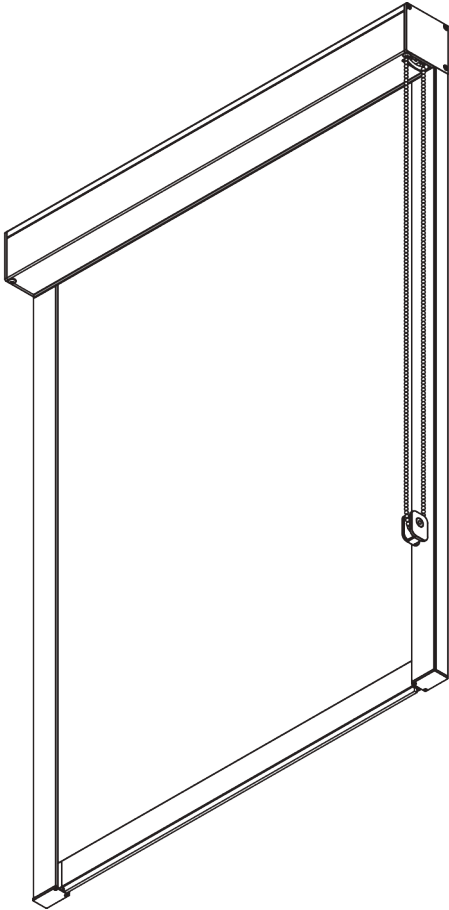

Child Safety

- All relevant Silent Gliss systems correspond to child safety EN 13120.
- All parties involved must comply with EN 13120.

APPLICATION CHART

| <u>PAGE</u> | <u>SYSTEM</u> | <u>OPERATION</u> | <u>DIMENSION</u> | ← max. → | ↑ max. ↓ | kg _{max.} |
|-------------|----------------|---|------------------|----------|----------|--------------------|
| 5 | SG 4710 |  | S | 1.6 m | 1.6 m | 2 kg |
| 13 | SG 4730 |  | M | 2.2 m | 2.4 m | 3.7 kg |
| 21 | SG 4740 |  | L | 3 m | 3 m | 6 kg |
| 29 | SG 4760 |  | S | 1.6 m | 1.6 m | 2 kg |
| 39 | SG 4770 |  | M | 2.2 m | 2.4 m | 3.7 kg |
| 49 | SG 4780 |  | L | 3 m | 3 m | 6 kg |

SG 4710



PRODUCT INFORMATION

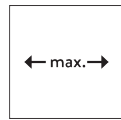
- **Operation:** chain
- **Range:** S
- **Fitting:** ceiling, wall, recess
- **Colours:** white RAL 9016 or black RAL 9005, special colours possible
- **Fabrics:** refer to Silent Gliss fabric collection

Features:

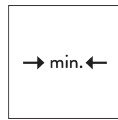
- Zip technology
- Stainless steel bead chain
- 2-to-1 gear drive
- 40 mm side channel, pre-drilled fixing points

SYSTEM SPECIFICATIONS

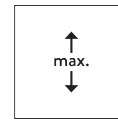
A. SYSTEM DIMENSIONS



1.6 m



65 cm



1.6 m



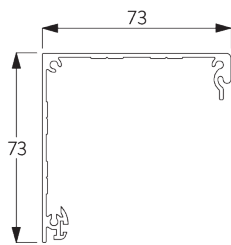
2.5 m²



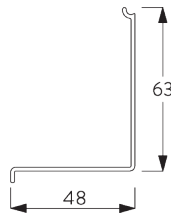
2 kg

B. PROFILE

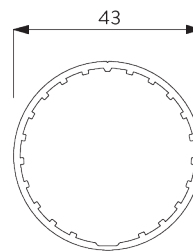
Profile information



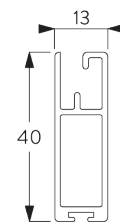
SG 10994
Box case 73 mm



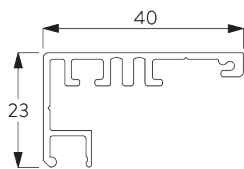
SG 10995
Box cover 73 mm



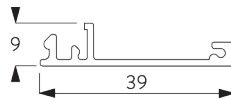
SG 10532
Tube ø 43 mm



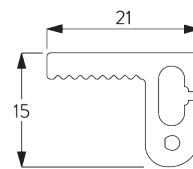
SG 10993
Bottom bar



SG 11418
Side guide case



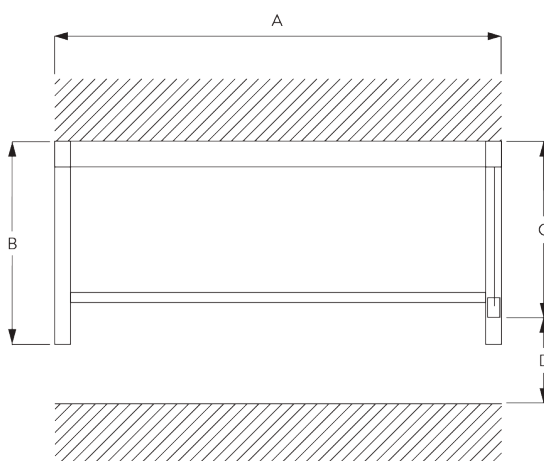
SG 11419
Side guide cover



SG 11421
Zip profile

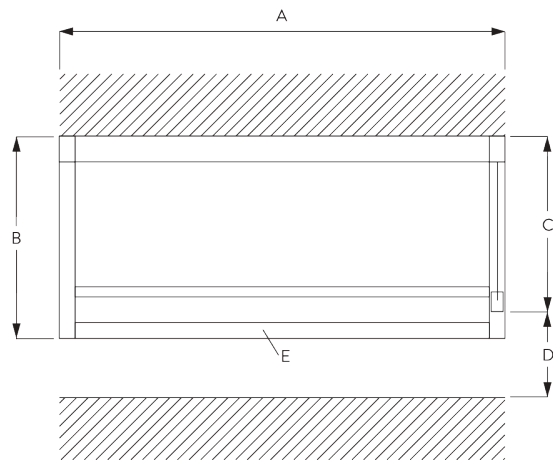
C. HOW TO MEASURE

Inside fitting



- A: System width
- B: System height
- C: Chain height
- D: Safety Retainer SG 10731 min. 150 cm above floor

Face fitting



- A: System width
- B: System height
- C: Chain height
- D: Safety Retainer SG 10731 min. 150 cm above floor
- E: Optional: end profile (SG 11418 / SG 11419)

D. SPECIFICATION TEXT

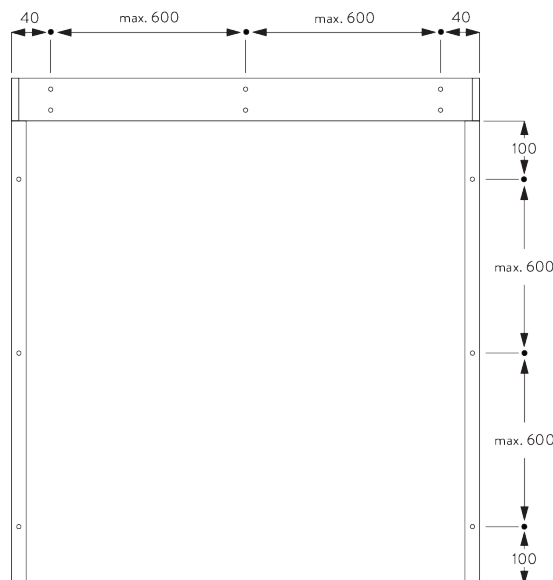
Silent Gliss SG 4710 Chain Operated Dim-Out Roller Blind System. For blinds up to 1.6m wide by 1.6m drop, max 2.5sq m. Supplied complete and made to measure comprising aluminium headbox SG 10994-5 (73mm), side profiles SG 11418 / SG 11419 and bottom hem bar SG 10993 in white or black powder coat finish as standard. Fabric edges retained by two component zip profile SG 11421. Operation by stainless steel bead chain with chain retainer SG 10731. Compliant to Child Safety Legislation EN 13120.

FITTING

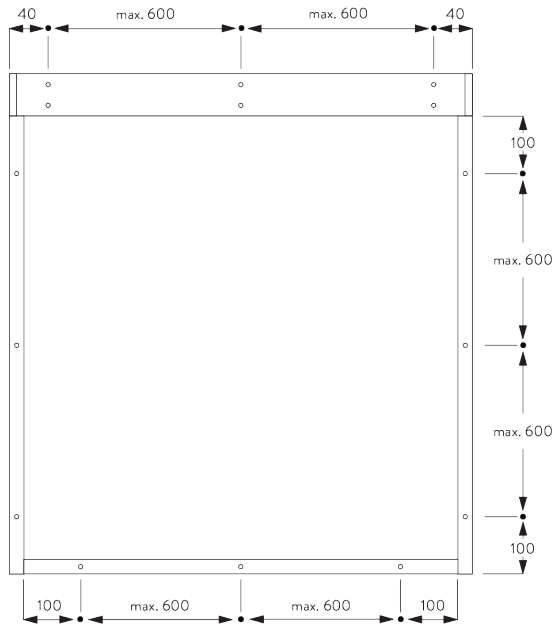
A. FITTING INFORMATION

For detailed fitting information, visit the Silent Gliss website.

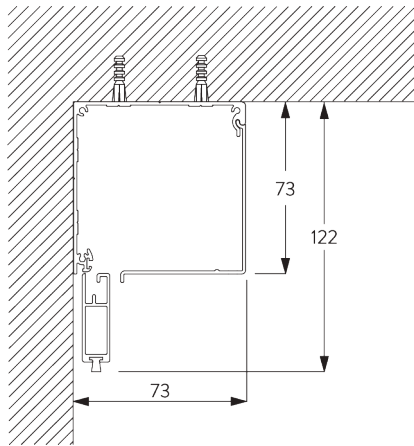
Inside fitting - fixing points



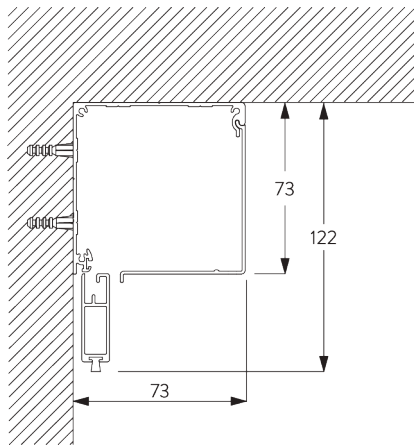
Face fitting - fixing points



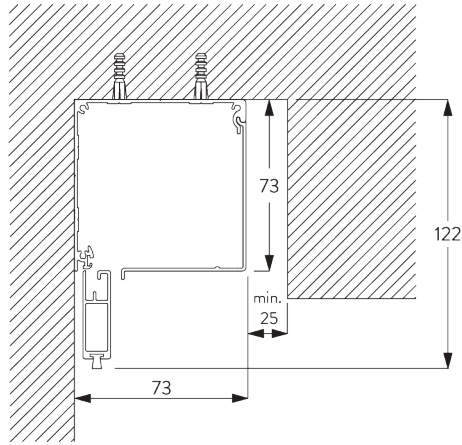
B. CEILING FITTING



C. WALL FITTING

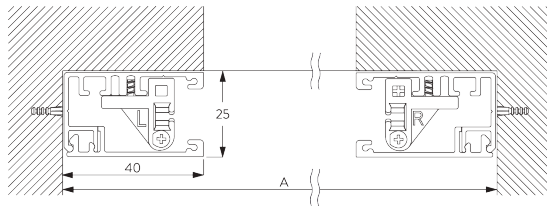


D. RECESS FITTING



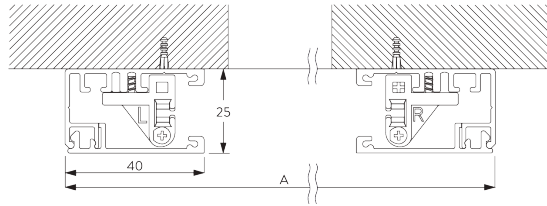
E. SIDE PROFILES
SG 11418 / SG 11419

Inside fitting



A: System width

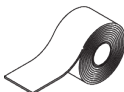

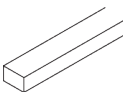
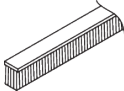

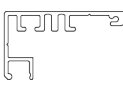
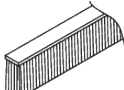


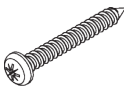
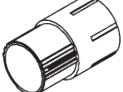
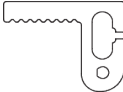
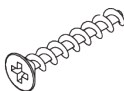
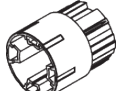
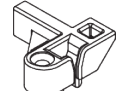
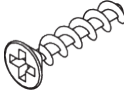
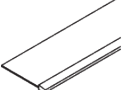
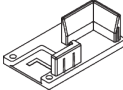

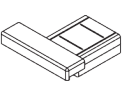
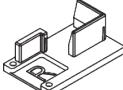
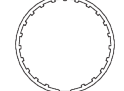
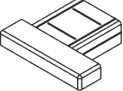
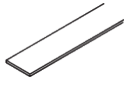
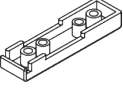


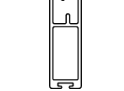
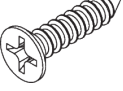




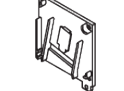

Face fitting



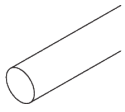
A: System width

PARTS

A. STANDARD PARTS

| | | | | | |
|--|--|---|---|---|---|
|  | SG 4226 Double tape 30 mm |  | SG 11005 End cover right 73 mm |  | SG 11060 Foam tape adhesive |
|  | SG 4508 Brush 5x7 mm |  | SG 11010 Clip |  | SG 11418 Side guide case |
|  | SG 4509 Brush 5x12 mm |  | SG 11011 Clip |  | SG 11419 Side guide cover |
|  | SG 6791 Pan head screw 3.9x32 |  | SG 11014 Tube adapter |  | SG 11421 Zip profile |
|  | SG 6933 PT Countersunk screw KA25x16 |  | SG 11015 Tube adapter |  | SG 11473 Zip guide left |
|  | SG 6936 PT Countersunk screw KA22x10 |  | SG 11025 Zip |  | SG 11475 Side guide end cover left |
|  | SG 6942 Pan head screw KA30x8 |  | SG 11028 End cover left |  | SG 11476 Side guide end cover right |
|  | SG 10532 Tube ø 43 mm |  | SG 11029 End cover right | | |
|  | SG 10668 PVC strip 10 mm |  | SG 11030 Cover | | |
|  | SG 10731 Child safety retainer set |  | SG 11031 Chain drive | | |
|  | SG 10993 Bottom bar |  | SG 11034 Countersunk head screw 3.5x16 | | |
|  | SG 10994 Box case 73 mm |  | SG 11035 Countersunk head screw 2.2x9.5 | | |
|  | SG 10995 Box cover 73 mm |  | SG 11040 Bead chain ø 4.5 mm | | |
|  | SG 11004 End cover left 73 mm |  | SG 11059 Pan head screw with flange M4x12 | | |

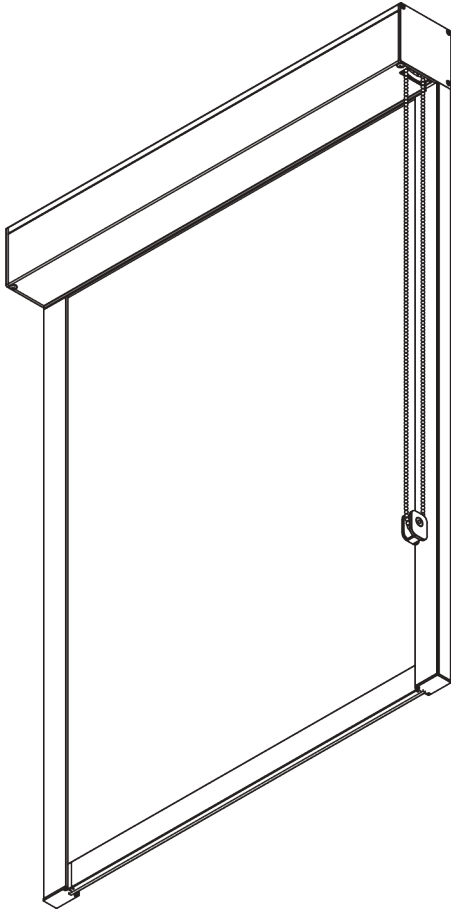

B. OPTIONAL PARTS



SG 4951

Bottom weight ø 8 mm

SG 4730



PRODUCT INFORMATION

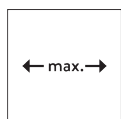
- **Operation:** chain
- **Range:** M
- **Fitting:** ceiling, wall, recess
- **Colours:** white RAL 9016 or black RAL 9005, special colours possible
- **Fabrics:** refer to Silent Gliss fabric collection

Features:

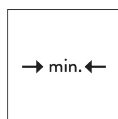
- Zip technology
- Stainless steel bead chain
- 2-to-1 gear drive
- 40 mm side channel, pre-drilled fixing points

SYSTEM SPECIFICATIONS

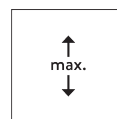
A. SYSTEM DIMENSIONS



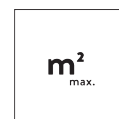
2.2 m



65 cm



2.4 m



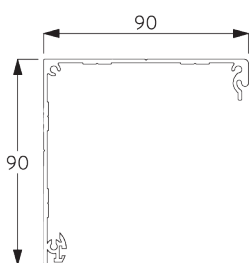
5.3 m²



3.7 kg

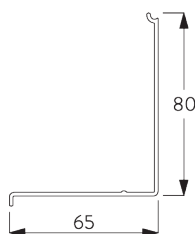
B. PROFILE

Profile information



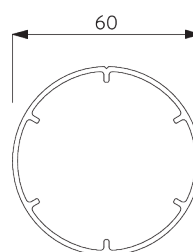
SG 10996

Box case 90 mm



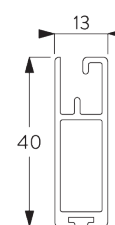
SG 10997

Box cover 90 mm



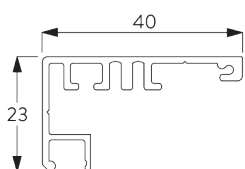
SG 11037

Tube ø 60 mm



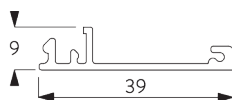
SG 10993

Bottom bar



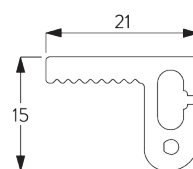
SG 11418

Side guide case



SG 11419

Side guide cover

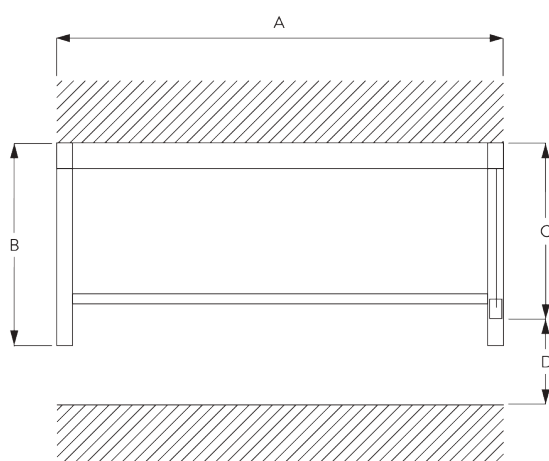


SG 11421

Zip profile

C. HOW TO MEASURE

Inside fitting



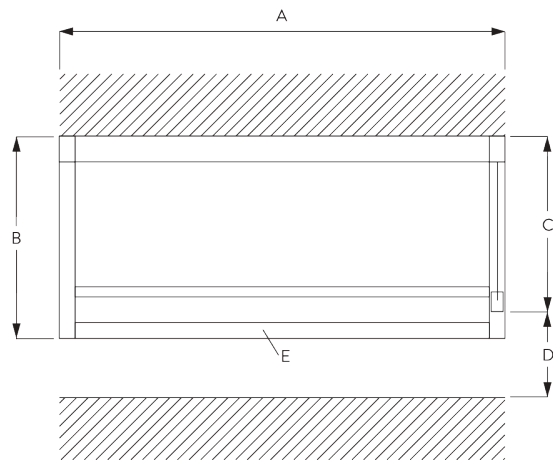
A: System width

B: System height

C: Chain height

D: Safety Retainer SG 10731 min. 150 cm above floor

Face fitting



- A: System width
- B: System height
- C: Chain height
- D: Safety Retainer SG 10731 min. 150 cm above floor
- E: Optional: end profile (SG 11418 / SG 11419)

D. SPECIFICATION TEXT

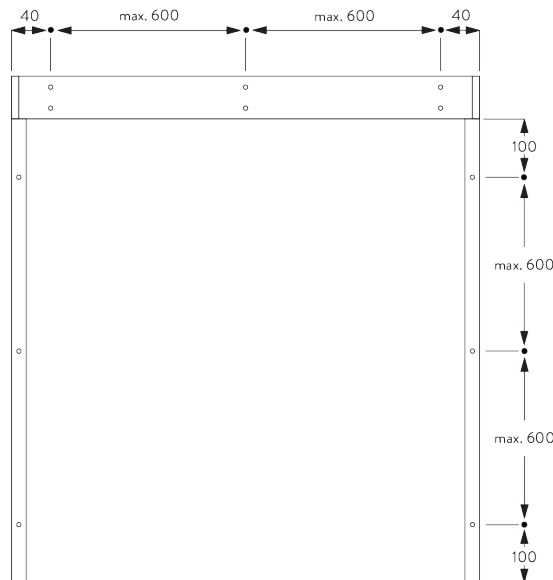
Silent Gliss SG 4730 Chain Operated Dim-Out Roller Blind System. For blinds up to 2.2m wide by 2.4m drop, max 5.3 sq. m. Supplied complete and made to measure comprising aluminium headbox SG 10996-7 (90mm), side profiles SG 11418 / SG 11419 and bottom hem bar SG 10993 in white or black powder coat finish as standard. Fabric edges retained by two component zip profile SG 11421. Operation by stainless steel bead chain with chain retainer SG 10731. Compliant to Child Safety Legislation EN 13120. Fabric to be chosen from the Silent Gliss fabric range, Price Group 1R / 2R / 3R.

FITTING

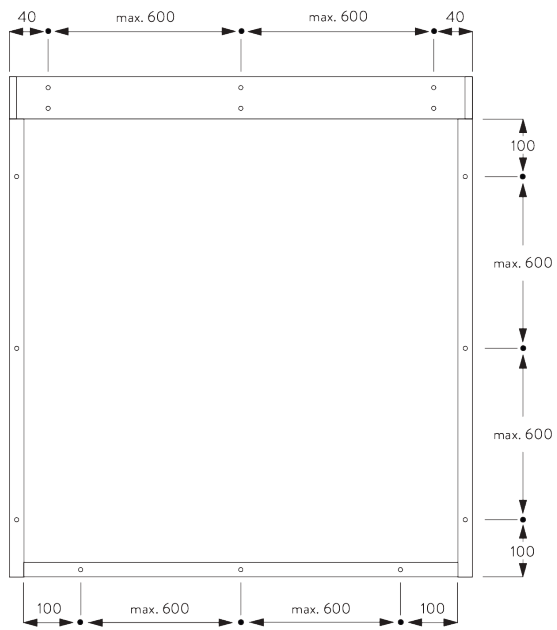
A. FITTING INFORMATION

For detailed fitting information, visit the Silent Gliss website.

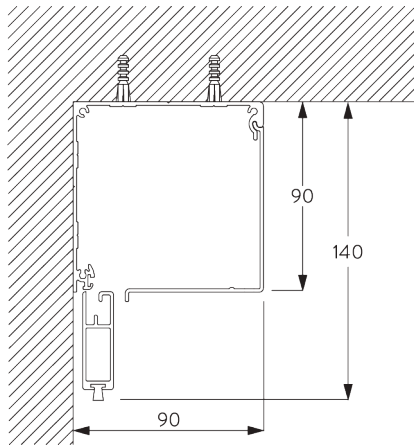
Inside fitting - fixing points



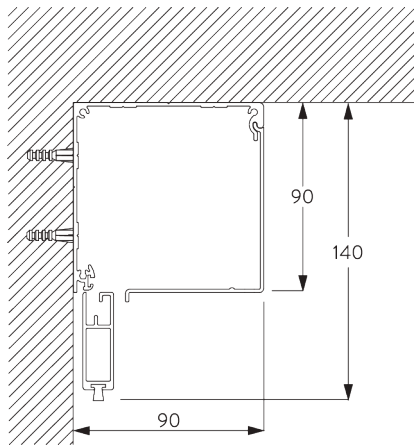
Face fitting - fixing points



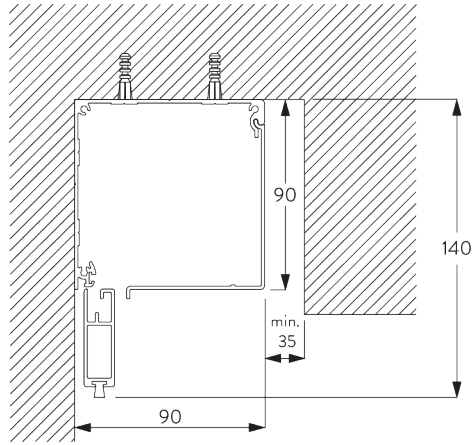
B. CEILING FITTING



C. WALL FITTING

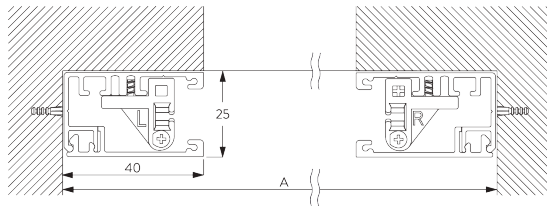


D. RECESS FITTING



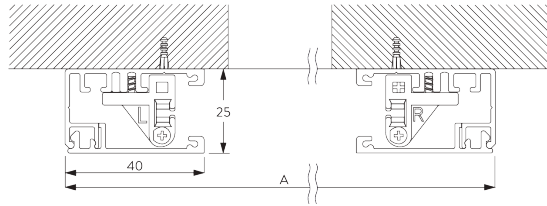
E. SIDE PROFILES
SG 11418 / SG 11419

Inside fitting



A: System width

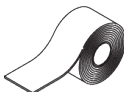

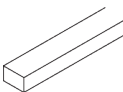
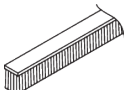

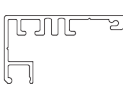
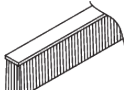





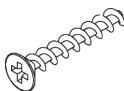
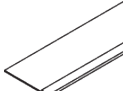
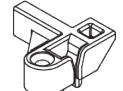

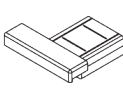


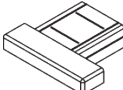
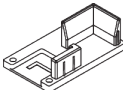
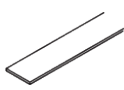
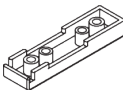
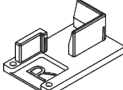


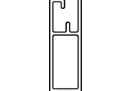




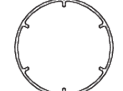
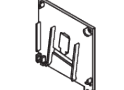

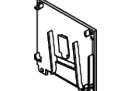

Face fitting



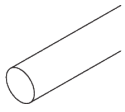
A: System width

PARTS

A. STANDARD PARTS

| | | | | | |
|--|--|---|---|---|---|
|  | SG 4226 Double tape 30 mm |  | SG 11011 Clip |  | SG 11060 Foam tape adhesive |
|  | SG 4508 Brush 5x7 mm |  | SG 11012 Clip |  | SG 11418 Side guide case |
|  | SG 4509 Brush 5x12 mm |  | SG 11017 Tube adapter |  | SG 11419 Side guide cover |
|  | SG 6791 Pan head screw 3.9x32 |  | SG 11018 Tube adapter |  | SG 11421 Zip profile |
|  | SG 6933 PT Countersunk screw KA25x16 |  | SG 11025 Zip |  | SG 11473 Zip guide left |
|  | SG 6936 PT Countersunk screw KA22x10 |  | SG 11028 End cover left |  | SG 11474 Zip guide right |
|  | SG 6942 Pan head screw KA30x8 |  | SG 11029 End cover right |  | SG 11475 Side guide end cover left |
|  | SG 10668 PVC strip 10 mm |  | SG 11030 Cover |  | SG 11476 Side guide end cover right |
|  | SG 10731 Child safety retainer set |  | SG 11032 Chain drive | | |
|  | SG 10993 Bottom bar |  | SG 11034 Countersunk head screw 3.5x16 | | |
|  | SG 10996 Box case 90 mm |  | SG 11035 Countersunk head screw 2.2x9.5 | | |
|  | SG 10997 Box cover 90 mm |  | SG 11037 Tube ø 60 mm | | |
|  | SG 11006 End cover left 90 mm |  | SG 11040 Bead chain ø 4.5 mm | | |
|  | SG 11007 End cover right 90 mm |  | SG 11059 Pan head screw with flange M4x12 | | |

B. OPTIONAL PARTS



SG 4951

Bottom weight ø 8 mm



SG 11050

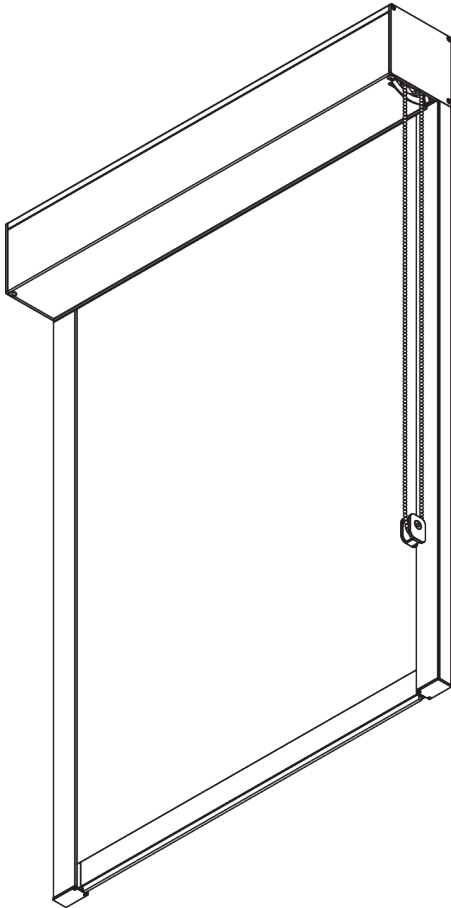

Spring left



SG 11051

Spring right

SG 4740



PRODUCT INFORMATION

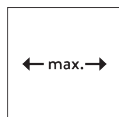
- **Operation:** chain
- **Range:** L
- **Fitting:** ceiling, wall, recess
- **Colours:** white RAL 9016 or black RAL 9005, special colours possible
- **Fabrics:** refer to Silent Gliss fabric collection

Features:

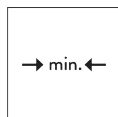
- Zip technology
- Stainless steel bead chain
- 2-to-1 gear drive
- 40 mm side channel, pre-drilled fixing points

SYSTEM SPECIFICATIONS

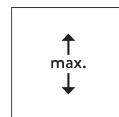
A. SYSTEM DIMENSIONS



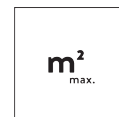
3 m



65 cm



3 m



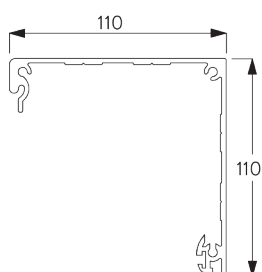
9 m²



6 kg

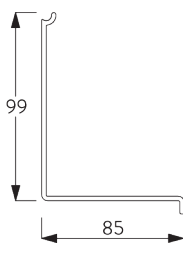
B. PROFILE

Profile information



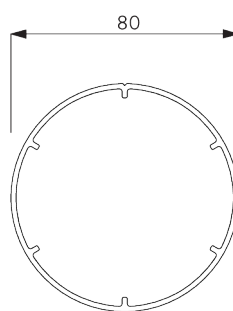
SG 10998

Box case 110 mm



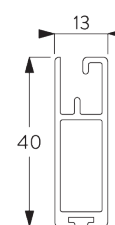
SG 10999

Box cover 110 mm



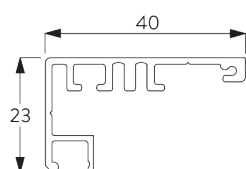
SG 11003

Tube ø 80 mm



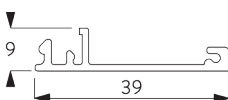
SG 10993

Bottom bar



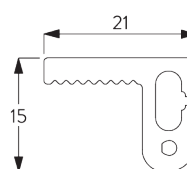
SG 11418

Side guide case



SG 11419

Side guide cover

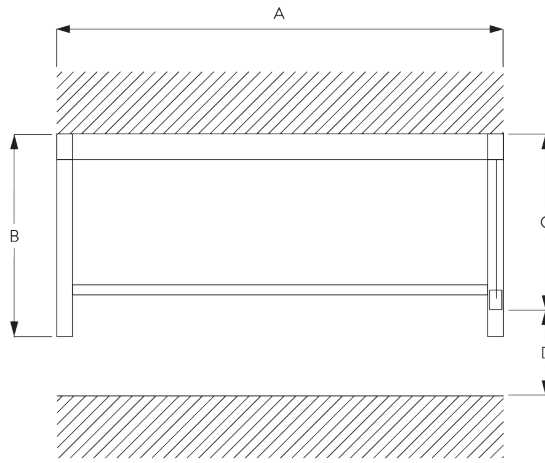


SG 11421

Zip profile

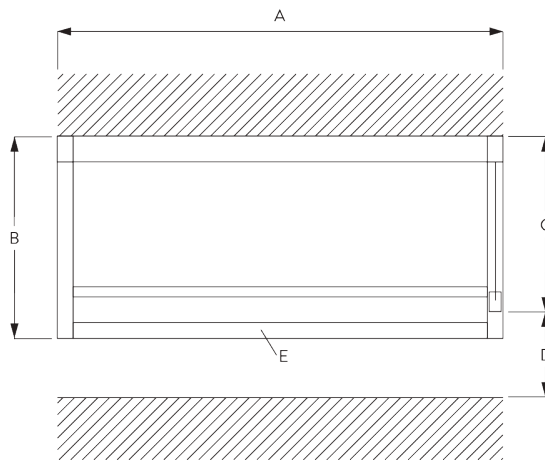
C. HOW TO MEASURE

Inside fitting



- A: System width
- B: System height
- C: Chain height
- D: Safety Retainer SG 10731 min. 150 cm above floor

Face fitting



- A: System width
- B: System height
- C: Chain height
- D: Safety Retainer SG 10731 min. 150 cm above floor
- E: Optional: end profile (SG 11418 / SG 11419)

D. SPECIFICATION TEXT

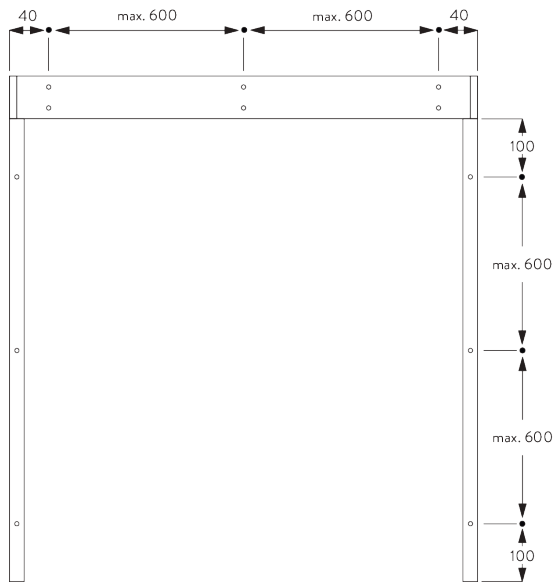
Silent Gliss SG 4740 Chain Operated Dim-Out Roller Blind System. For blinds up to 3m wide by 3m drop, max 9.0sq. m. Supplied complete and made to measure comprising aluminium headbox SG 10998-9 (110mm), side profiles SG 11418 / SG 11419 and bottom hem bar SG 10993 in white or black powder coat finish as standard. Fabric edges retained by two component zip profile SG 11421. Operation by stainless steel bead chain with chain retainer SG 10731. Compliant to Child Safety Legislation EN 13120. Fabric to be chosen from the Silent Gliss fabric range, Price Group 1R / 2R / 3R.

FITTING

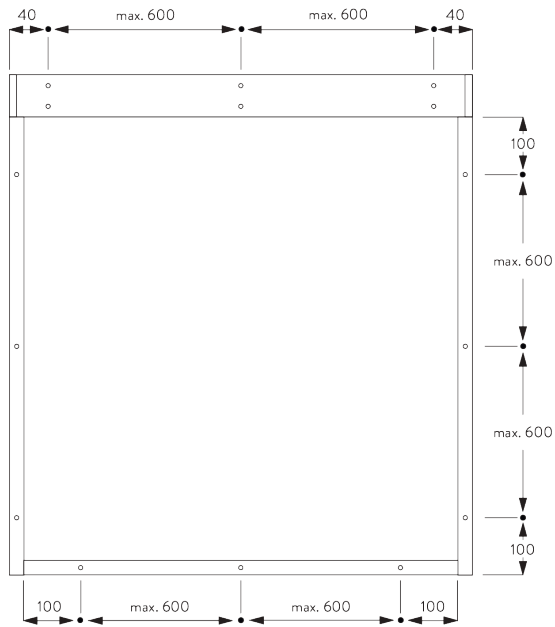
A. FITTING INFORMATION

For detailed fitting information, visit the Silent Gliss website.

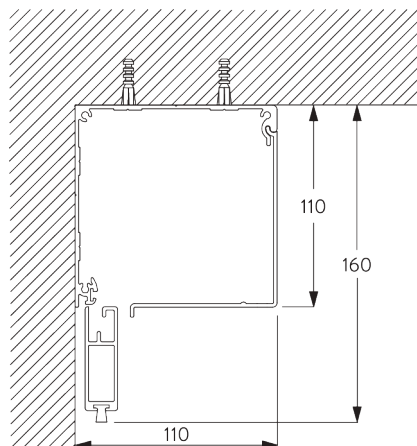
Inside fitting - fixing points



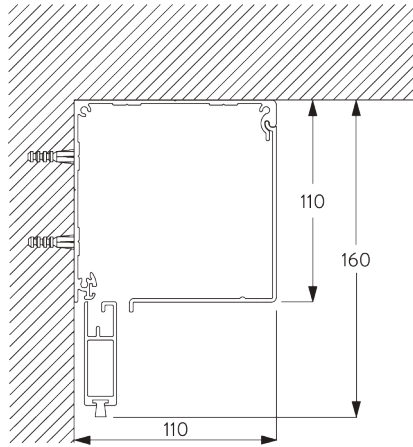
Face fitting - fixing points



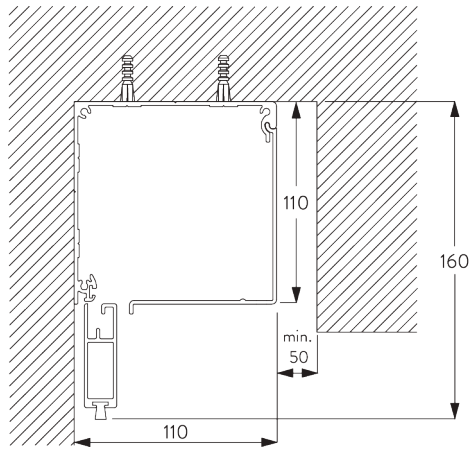
B. CEILING FITTING



C. WALL FITTING

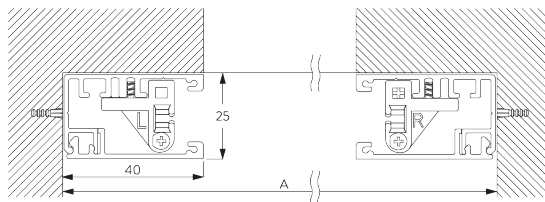


D. RECESS FITTING



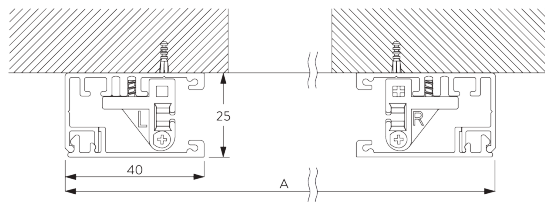
E. SIDE PROFILES
SG 11418 / SG 11419

Inside fitting



A: System width

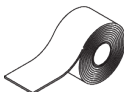

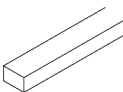
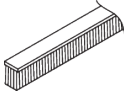

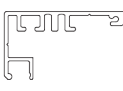
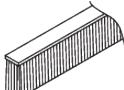


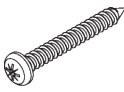

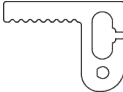
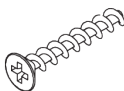
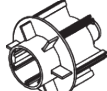

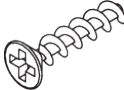
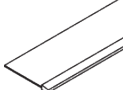


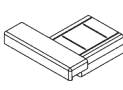
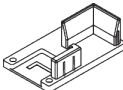

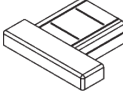
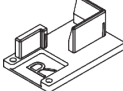

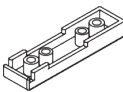
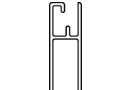

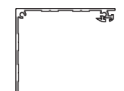
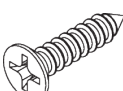






Face fitting



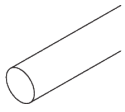
A: System width

PARTS

A. STANDARD PARTS

| | | | | | |
|--|--|---|---|---|---|
|  | SG 4226 Double tape 30 mm |  | SG 11009 End cover right 110 mm |  | SG 11060 Foam tape adhesive |
|  | SG 4508 Brush 5x7 mm |  | SG 11011 Clip |  | SG 11418 Side guide case |
|  | SG 4509 Brush 5x12 mm |  | SG 11012 Clip |  | SG 11419 Side guide cover |
|  | SG 6791 Pan head screw 3.9x32 |  | SG 11020 Tube adapter |  | SG 11421 Zip profile |
|  | SG 6933 PT Countersunk screw KA25x16 |  | SG 11021 Tube adapter |  | SG 11473 Zip guide left |
|  | SG 6936 PT Countersunk screw KA22x10 |  | SG 11025 Zip |  | SG 11474 Zip guide right |
|  | SG 6942 Pan head screw KA30x8 |  | SG 11028 End cover left |  | SG 11475 Side guide end cover left |
|  | SG 10668 PVC strip 10 mm |  | SG 11029 End cover right |  | SG 11476 Side guide end cover right |
|  | SG 10731 Child safety retainer set |  | SG 11030 Cover | | |
|  | SG 10993 Bottom bar |  | SG 11033 Chain drive | | |
|  | SG 10998 Box case 110 mm |  | SG 11034 Countersunk head screw 3.5x16 | | |
|  | SG 10999 Box cover 110 mm |  | SG 11035 Countersunk head screw 2.2x9.5 | | |
|  | SG 11003 Tube ø 80 mm |  | SG 11040 Bead chain ø 4.5 mm | | |
|  | SG 11008 End cover left 110 mm |  | SG 11059 Pan head screw with flange M4x12 | | |

B. OPTIONAL PARTS



SG 4951

Bottom weight ø 8 mm



SG 11052

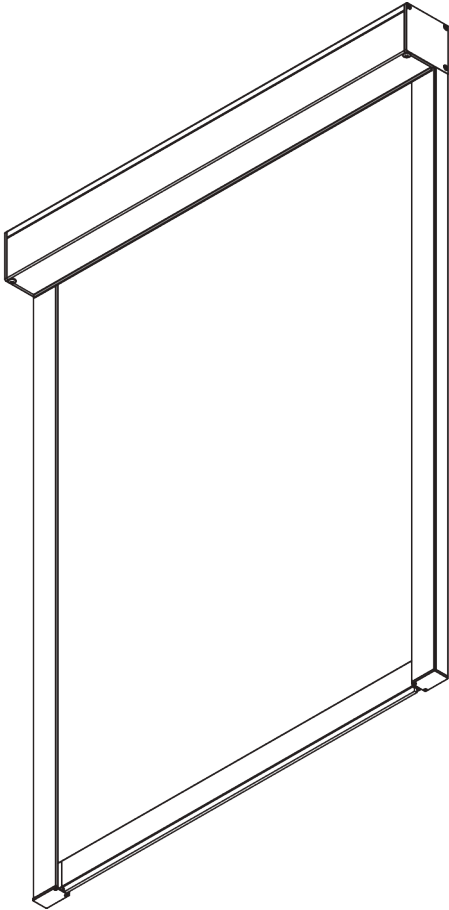

Spring left



SG 11053

Spring right

SG 4760



PRODUCT INFORMATION

- **Operation:** motorised
- **Range:** S
- **Fitting:** ceiling, wall, recess
- **Colours:** white RAL 9016 or black RAL 9005, special colours possible
- **Fabrics:** refer to Silent Gliss fabric collection

Features:

- Zip technology
- Quiet and fast motors
- Soft stop
- Various control options
- 40 mm side channel, pre-drilled fixing points

SYSTEM SPECIFICATIONS

A. SYSTEM DIMENSIONS

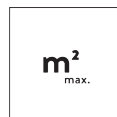


1.6 m

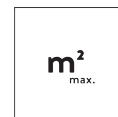


65 cm*

*see motor specification table



1.6 m



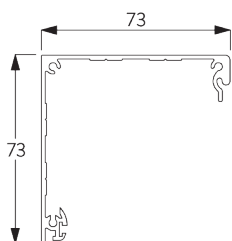
2.5 m²



2 kg

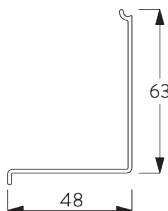
B. PROFILE

Profile information



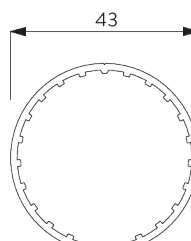
SG 10994

Box case 73 mm



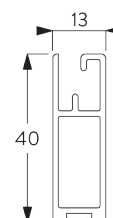
SG 10995

Box cover 73 mm



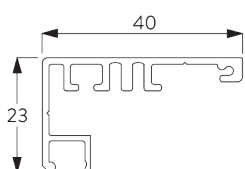
SG 10532

Tube ø 43 mm



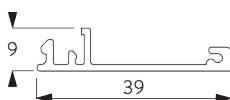
SG 10993

Bottom bar



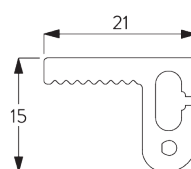
SG 11418

Side guide case



SG 11419

Side guide cover

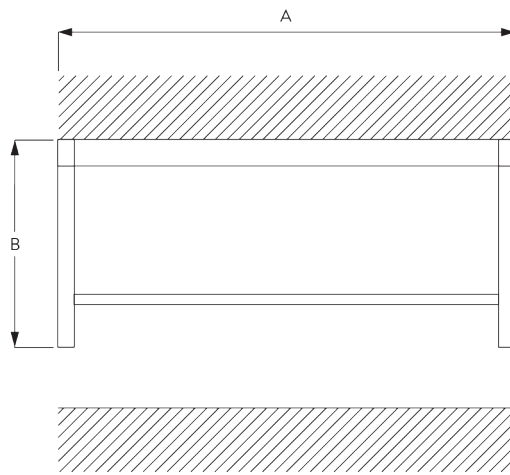


SG 11421

Zip profile

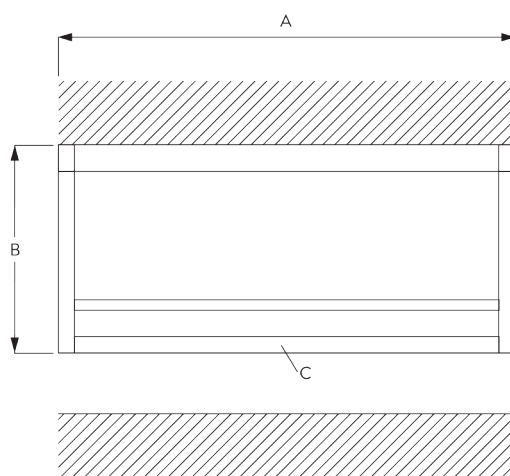
C. HOW TO MEASURE

Inside fitting



A: System width
B: System height

Face fitting



A: System width
B: System height
C: Optional: end profile (SG 11418 / SG 11419)

D. SPECIFICATION

TEXT

Silent Gliss SG 4760 Electrically Operated Dim-Out Roller Blind System with SG Smart by Silent Gliss enabled motor. For blinds up to 1.6m wide by 1.6m drop, max 2.5sq. m. Supplied complete and made to measure comprising aluminium headbox SG 10994-5 (73mm), side profiles SG 11418 / SG 11419 and bottom hem bar SG 10993 in white or black powder coat finish as standard. Fabric edges retained by two component zip profile SG 11421. Operation by compatible third-party home control system with full two-way communication. Powered by 24V DC supply (not supplied) or mains power. Only to be used in conjunction with associated 'Smart by Silent Gliss' Gateway and components. All wiring to be strictly in accordance with Silent Gliss wiring diagrams. Fabric to be chosen from the Silent Gliss fabric range, Price Group 1R / 2R / 3R.

Silent Gliss SG 4760 Electrically Operated Dim-Out Roller Blind System with SG Series 40 motors. For blinds up to 1.6m wide by 1.6m drop, max 2.5sq. m. Supplied complete and made to measure comprising aluminium headbox SG 10994-5 (73mm), side profiles SG 11418 / SG 11419 and bottom hem bar SG 10993 in white or black powder coat finish as standard. Fabric edges retained by two component zip profile SG 11421. Operation by dry contact switching either from fixed switch (not supplied) or third-party control system and/or SG Control L radio control system via integrated receiver. SG Control L components supplied at additional cost. All wiring to be strictly in accordance with Silent Gliss wiring diagrams. Fabric to be chosen from the Silent Gliss fabric range, Price Group 1R / 2R / 3R.

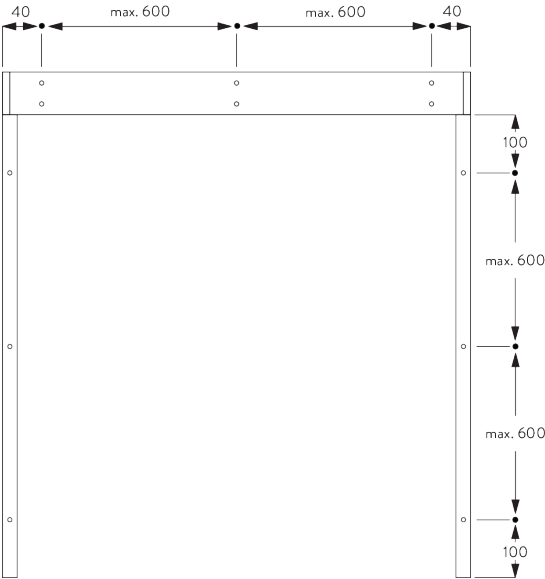
Silent Gliss SG 4760 Electrically Operated Dim-Out Roller Blind System with SG Series 20 motors. For blinds up to 1.6m wide by 1.6m drop, max 2.5sq.m. Supplied complete and made to measure comprising aluminium headbox SG 10994-5 (73mm), side profiles SG 11418 / SG 11419 and bottom hem bar SG 10993 in white or black powder coat finish as standard. Fabric edges retained by two component zip profile SG 11421. Operation by mains switch (not supplied) or mains switching by third party control system or SG Control R remote control system (wireless controls at extra cost). All wiring to be strictly in accordance with Silent Gliss wiring diagrams. Fabric to be chosen from the Silent Gliss fabric range, Price Group 1R / 2R / 3R.

FITTING

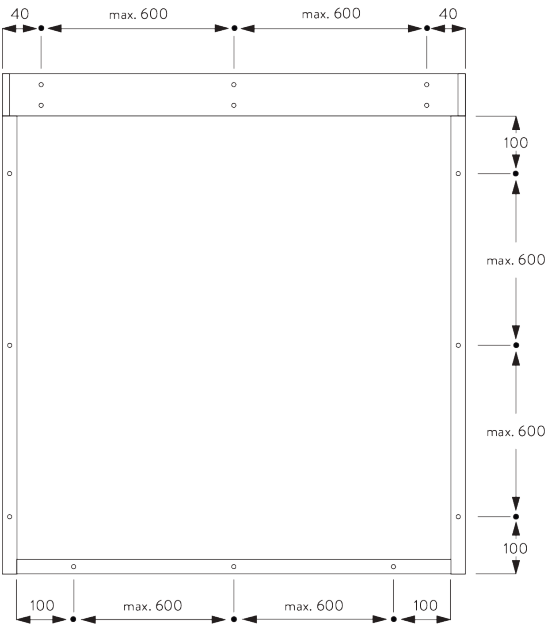
A. FITTING INFORMATION

For detailed fitting information, visit the [Silent Gliss website](#).

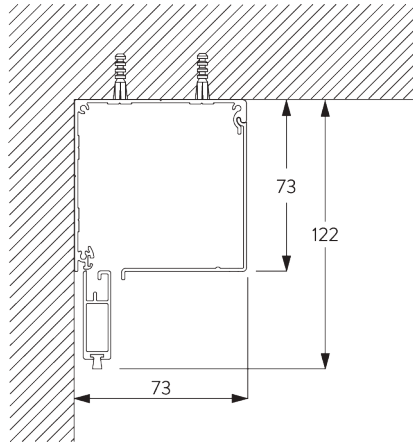
Inside fitting - fixing points



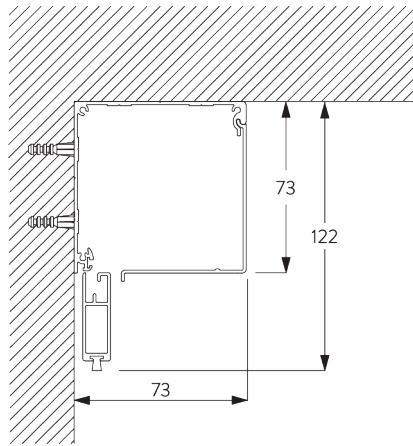
Face fitting - fixing points



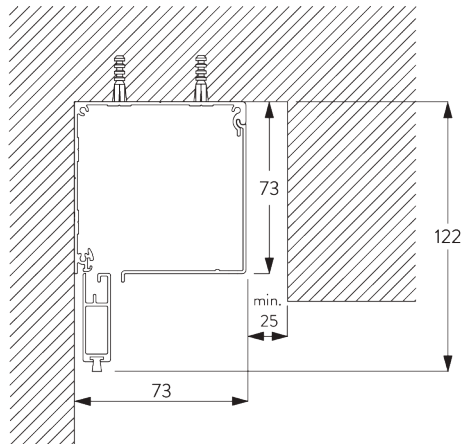
B. CEILING FITTING



C. WALL FITTING

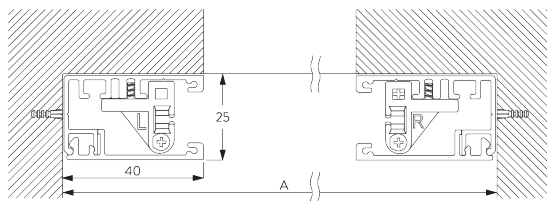


D. RECESS FITTING



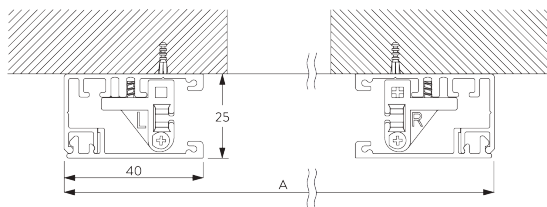
E. SIDE PROFILES
SG 11418 / SG 11419

Inside fitting



A: System width

Face fitting



A: System width

MOTORS & CONTROLS

A. MOTOR FEATURES

| | 50-Series | 40-Series | 20-Series |
|--------|-----------|----------------------|----------------------|
| Motors | SG 11251 | SG 11241 SG 11244 | SG 10422 SG 10522 |

Motor Features

| | | | |
|--|-------|-------|-------|
| Soft stop | ● | ● | ● |
| Electronic end-stop | ● | ● | ● |
| Electronic revolution counter (unlimited revolution) | ● | ● | ● |
| Mechanical end-stop | | | |
| Mechanical revolution counter (limited revolution) | | | |
| Two intermediate positions possible | | ● | |
| Bottom bar alignment | ● | ● | |
| Noiseless stop | | | ● |
| Parallel wiring possible without additional relays | | ● | ● |
| Disconnectable motor cable | ● | ● | ● |
| IP class | IP 30 | IP 30 | IP 44 |

Control Features

| | | | |
|---|---|---|---|
| Mains power control | | | ● |
| Dry contact control | | ● | |
| Dry contact and / or SG Control L control | | ● | |
| SG Control L (built-in receiver) | | ● | |
| SG Control R (external receiver required) | | | ● |
| Smart by Silent Gliss | ● | | |
| Suitable for most major home automation systems (with suitable interface) | | ● | ● |

B. MOTOR SPECIFICATIONS

| Motors | Min. system width | Voltage | Current | Frequency | Speed | Frequency receiver |
|--|-------------------|--------------|---------|-----------|--------|--------------------|
| 50-Series (Smart by Silent Gliss) | | | | | | |
| SG 11251 | 65 cm | 24 V DC | 1.5 A | n/a | 32 rpm | n/a |
| 40-Series | | | | | | |
| SG 11241 | 87 cm | 100-240 V AC | 0.6 A | 50-60 Hz | 32 rpm | 868 MHz |
| SG 11244 | 65 cm | 24 V DC | 1.5 A | n/a | 32 rpm | 868 MHz |
| 20-Series | | | | | | |
| SG 10422 | 65 cm | 120 V AC | 1.1 A | 50 Hz | 36 rpm | n/a |
| SG 10522 (standard) | 65 cm | 230 V AC | 0.55 A | 50 Hz | 30 rpm | n/a |

**C. OPERATING
METHODS**

See catalogue "controls" for details.

Wall Switch



System can be operated by fixed wall switch.

SG Control L



Various radio hand-held and wall transmitters available.



Silent Gliss Move App.

SG Control R



Various radio hand-held and wall transmitters available.
An external receiver is required.

Smart by Silent Gliss



Open designed two-way communication system which
allows to flawlessly integrate products with most major
building management systems.

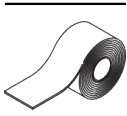

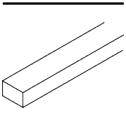
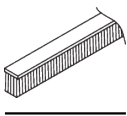
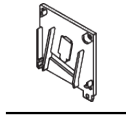
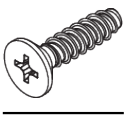
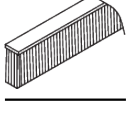
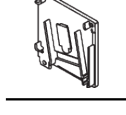
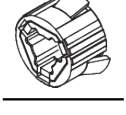
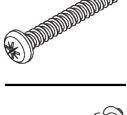
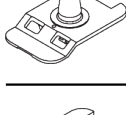
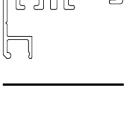
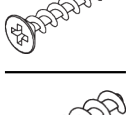
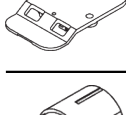

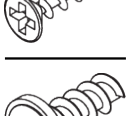
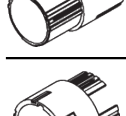
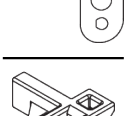
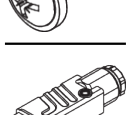

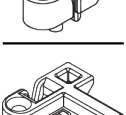
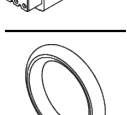
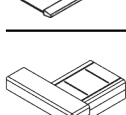
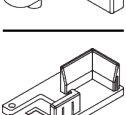
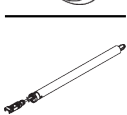
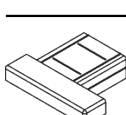
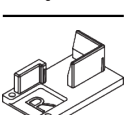
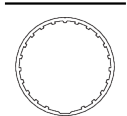
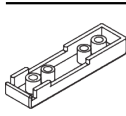

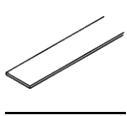
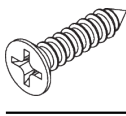
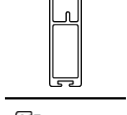
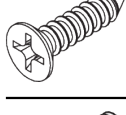




**D. WIRING
DIAGRAMS**



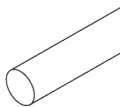
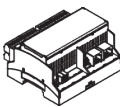
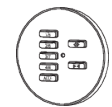

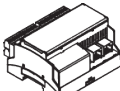

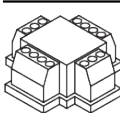
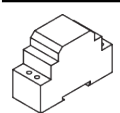
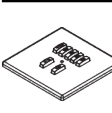
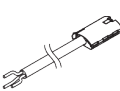
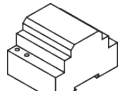

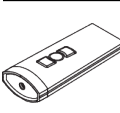
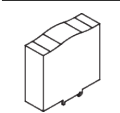
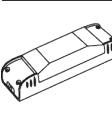
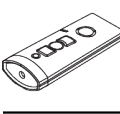
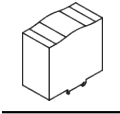
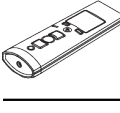



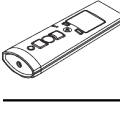
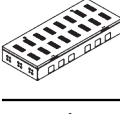
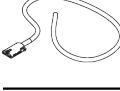


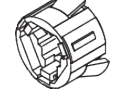

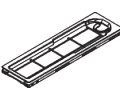

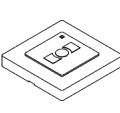
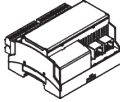

Refer to Silent Gliss website.

PARTS

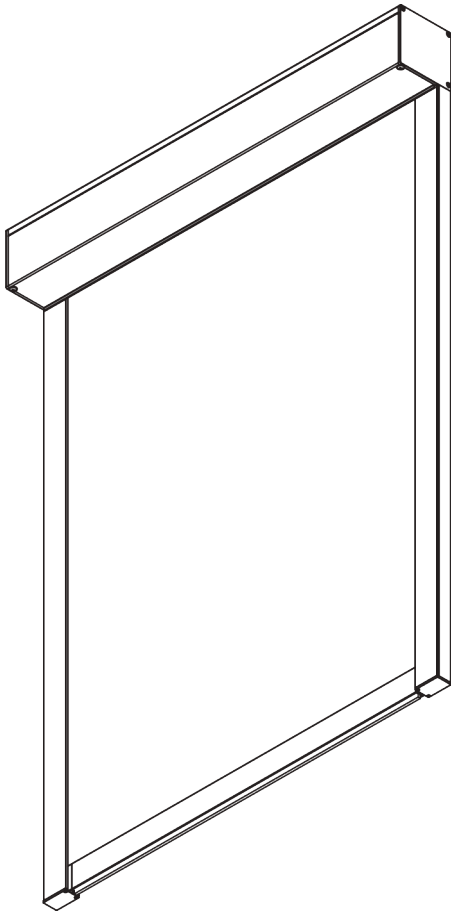

A. STANDARD PARTS

| | | | | | |
|--|--|---|---|---|---|
|  | SG 4226 Double tape 30 mm |  | SG 10995 Box cover 73 mm |  | SG 11060 Foam tape adhesive |
|  | SG 4508 Brush 5x7 mm |  | SG 11004 End cover left 73 mm |  | SG 11324 PT Screw Countersunk KA35x14 |
|  | SG 4509 Brush 5x12 mm |  | SG 11005 End cover right 73 mm |  | SG 11354 Motor drive 10/20-Series |
|  | SG 6791 Pan head screw 3.9x32 |  | SG 11011 Clip |  | SG 11418 Side guide case |
|  | SG 6933 PT Countersunk screw KA25x16 |  | SG 11013 Clip |  | SG 11419 Side guide cover |
|  | SG 6936 PT Countersunk screw KA22x10 |  | SG 11014 Tube adapter |  | SG 11421 Zip profile |
|  | SG 6942 Pan head screw KA30x8 |  | SG 11016 Tube adapter |  | SG 11473 Zip guide left |
|  | SG 9917 Hirschmann portable socket-outlet STAK 3 N |  | SG 11025 Zip |  | SG 11474 Zip guide right |
|  | SG 10284 O-Ring |  | SG 11028 End cover left |  | SG 11475 Side guide end cover left |
|  | SG 10522 Motor 230V AC, 20-Series 3/30 |  | SG 11029 End cover right |  | SG 11476 Side guide end cover right |
|  | SG 10532 Tube ø 43 mm |  | SG 11030 Cover | | |
|  | SG 10668 PVC strip 10 mm |  | SG 11034 Countersunk head screw 3.5x16 | | |
|  | SG 10993 Bottom bar |  | SG 11035 Countersunk head screw 2.2x9.5 | | |
|  | SG 10994 Box case 73 mm |  | SG 11059 Pan head screw with flange M4x12 | | |

B. OPTIONAL PARTS

| | | | | | |
|---|--|---|---|---|--|
|  | SG 4951 Bottom weight ø 8 mm |  | SG 11261 Gateway KNX |  | SG 20336 Hand held transmitter 8 channel |
|  | SG 9916 Hirschmann plug set |  | SG 11262 Expansion unit |  | SG 20913 Wall switch single channel |
|  | SG 9959 Central control unit relay |  | SG 11263 Power supply 24V DC, 2.5A DIN Rail |  | SG 20914 Wall switch 8 channel |
|  | SG 10293 Cable 230V AC, 2/3/5/10 m |  | SG 11264 Power supply 24V DC, 3.8A DIN Rail |  | SG 20917 Pattress box |
|  | SG 10300 Radio hand held 1 channel |  | SG 11265 Power supply 24V DC, 5A DIN Rail |  | SG 20919 Control module motor type R |
|  | SG 10302 Radio hand held 5+1 channel |  | SG 11266 Power supply 24V DC, 10A DIN Rail | | |
|  | SG 10303 Radio hand held 10+2+1 channel |  | SG 11281 Cabinet for 8 systems | | |
|  | SG 10422 Tubular motor 120V AC, 20 Series 3/36, UL |  | SG 11282 Cabinet for 24 systems | | |
|  | SG 10804 Radio hand held 15+5+1 channel |  | SG 11283 Cabinet for 56 systems | | |
|  | SG 10851 2 m cable UL certified incl. plug only for USA |  | SG 11319 Plug 4-pin, MC 1.5/4-ST-3.81 | | |
|  | SG 11241 Tubular motor 100-240V AC, 40-Series 3/32, radio receiver |  | SG 11356 Motor drive 40/50-Series | | |
|  | SG 11244 Tubular motor 24V DC, 40 Series 3/32, radio receiver |  | SG 11460 Cover for Hirschmann plug | | |
|  | SG 11251 Motor 24V DC, 50-Series 3/32 |  | SG 11480 Radio wall transmitter 1 channel | | |
|  | SG 11260 Gateway Cedia |  | SG 11490 Radio wall transmitter 5+1 channel | | |

SG 4770



PRODUCT INFORMATION

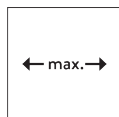
- **Operation:** motorised
- **Range:** M
- **Fitting:** ceiling, wall, recess
- **Colours:** white RAL 9016 or black RAL 9005, special colours possible
- **Fabrics:** refer to Silent Gliss fabric collection

Features:

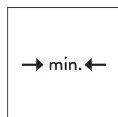
- Zip technology
- Quiet and fast motors
- Soft stop
- Various control options
- 40 mm side channel, pre-drilled fixing points

SYSTEM SPECIFICATIONS

A. SYSTEM DIMENSIONS

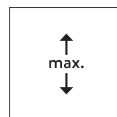


2.2 m

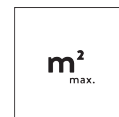


65 cm*

*see motor specification table



2.4 m



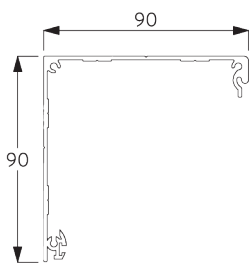
5.3 m²



3.7 kg

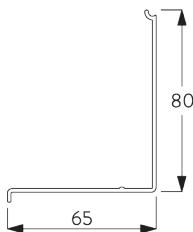
B. PROFILE

Profile information



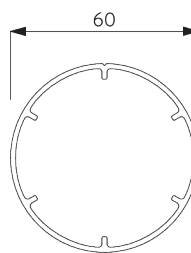
SG 10996

Box case 90 mm



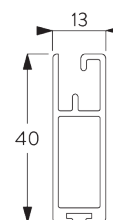
SG 10997

Box cover 90 mm



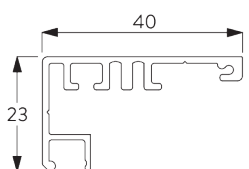
SG 11037

Tube ø 60 mm



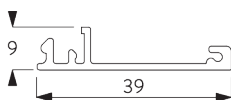
SG 10993

Bottom bar



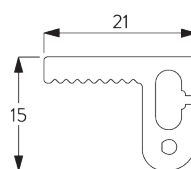
SG 11418

Side guide case



SG 11419

Side guide cover

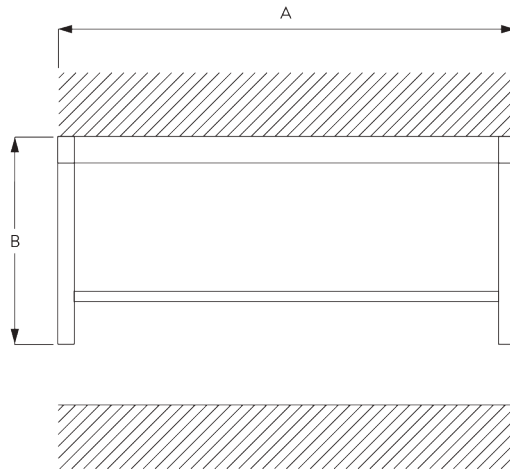


SG 11421

Zip profile

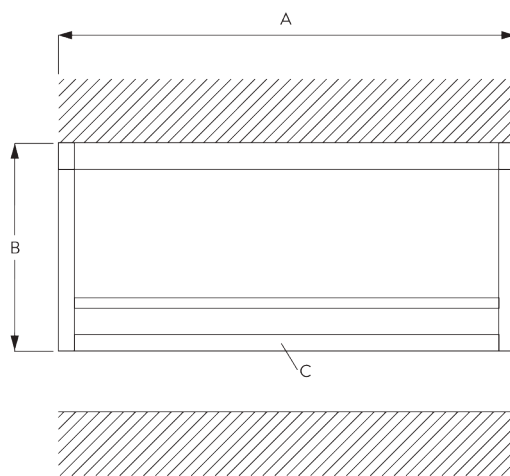
C. HOW TO MEASURE

Inside fitting



A: System width
B: System height

Face fitting



A: System width
B: System height
C: Optional: end profile (SG 11418 / SG 11419)

D. SPECIFICATION

TEXT

Silent Gliss SG 4770 Electrically Operated Dim-Out Roller Blind System with SG Smart by Silent Gliss enabled motor. For blinds up to 2.2m wide by 2.24m drop, max 5.3sq. m. Supplied complete and made to measure comprising aluminium headbox SG 10996-7 (90mm), side profiles SG 11418 / SG 11419 and bottom hem bar SG 10993 in white or black powder coat finish as standard. Fabric edges retained by two component zip profile SG 11421. Operation by compatible third-party home control system with full two-way communication. Powered by 24V DC supply (not supplied) or mains power. Only to be used in conjunction with associated 'Smart by Silent Gliss' Gateway and components. All wiring to be strictly in accordance with Silent Gliss wiring diagrams. Fabric to be chosen from the Silent Gliss fabric range, Price Group 1R / 2R / 3R.

Silent Gliss SG 4770 Electrically Operated Dim-Out Roller Blind System with SG Series 40 motors. For blinds up to 2.2m wide by 2.4m drop, max 5.3sq. m. Supplied complete and made to measure comprising aluminium headbox SG 10996-7 (90mm), side profiles SG 11418 / SG 11419 and bottom hem bar SG 10993 in white or black powder coat finish as standard. Fabric edges retained by two component zip profile SG 11421. Operation by dry contact switching either from fixed switch (not supplied) or third-party control system and/or SG Control L radio control system via integrated receiver. SG Control L components supplied at additional cost. All wiring to be strictly in accordance with Silent Gliss wiring diagrams. Fabric to be chosen from the Silent Gliss fabric range, Price Group 1R / 2R / 3R.

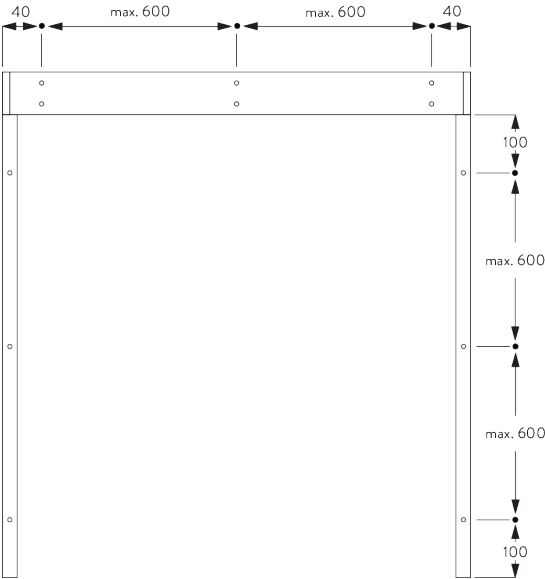
Silent Gliss SG 4770 Electrically Operated Dim-Out Roller Blind System with SG Series 20 motors. For blinds up to 2.2m wide by 2.4m drop, max 5.3sq. m. Supplied complete and made to measure comprising aluminium headbox SG 10996-7 (90mm), side profiles SG 11418 / SG 11419 and bottom hem bar SG 10993 in white or black powder coat finish as standard. Fabric edges retained by two component zip profile SG 11421. Operation by mains switch (not supplied) or mains switching by third party control system or SG Control R remote control system (wireless controls at extra cost). All wiring to be strictly in accordance with Silent Gliss wiring diagrams. Fabric to be chosen from the Silent Gliss fabric range, Price Group 1R / 2R / 3R.

FITTING

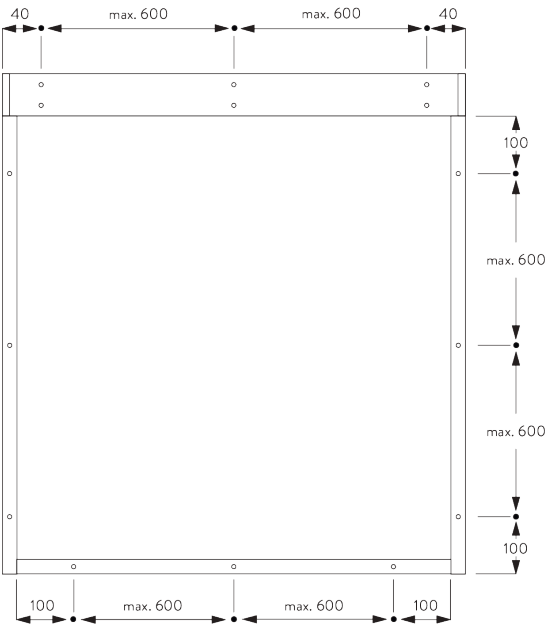
A. FITTING INFORMATION

For detailed fitting information, visit the [Silent Gliss website](#).

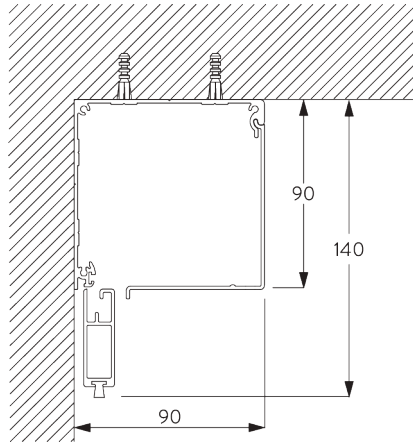
Inside fitting - fixing points



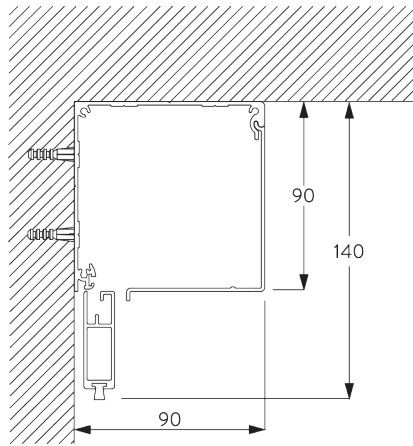
Face fitting - fixing points



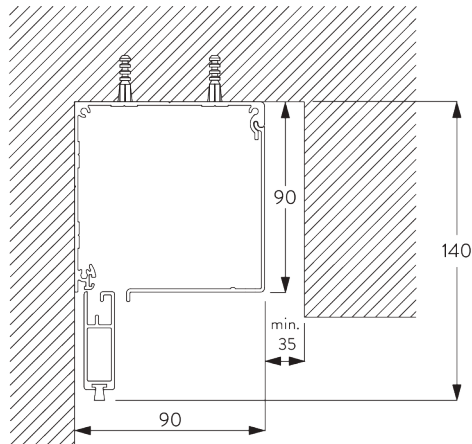
B. CEILING FITTING



C. WALL FITTING

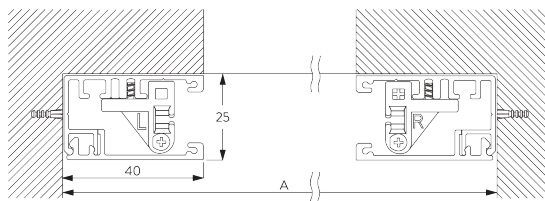


D. RECESS FITTING



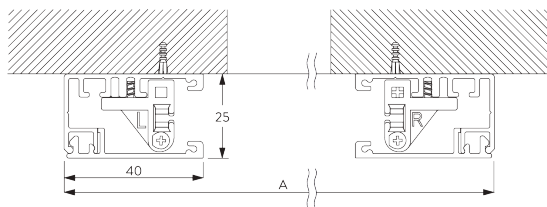
E. SIDE PROFILES
SG 11418 / SG 11419

Inside fitting



A: System width

Face fitting



A: System width

MOTORS & CONTROLS

A. MOTOR FEATURES

| | 50-Series | 40-Series | 20-Series |
|--------|-----------|----------------------|----------------------|
| Motors | SG 11251 | SG 11241 SG 11244 | SG 10422 SG 10522 |

Motor Features

| Motor Features | 50-Series | 40-Series | 20-Series |
|--|-----------|-----------|-----------|
| Soft stop | ● | ● | ● |
| Electronic end-stop | ● | ● | ● |
| Electronic revolution counter (unlimited revolution) | ● | ● | ● |
| Mechanical end-stop | | | |
| Mechanical revolution counter (limited revolution) | | | |
| Two intermediate positions possible | | ● | |
| Bottom bar alignment | ● | ● | |
| Noiseless stop | | | ● |
| Parallel wiring possible without additional relays | | ● | ● |
| Disconnectable motor cable | ● | ● | ● |
| IP class | IP 30 | IP 30 | IP 44 |

Control Features

| Control Features | 50-Series | 40-Series | 20-Series |
|---|-----------|-----------|-----------|
| Mains power control | | | ● |
| Dry contact control | | ● | |
| Dry contact and / or SG Control L control | | ● | |
| SG Control L (built-in receiver) | | ● | |
| SG Control R (external receiver required) | | | ● |
| Smart by Silent Gliss | ● | | |
| Suitable for most major home automation systems (with suitable interface) | | ● | ● |

B. MOTOR SPECIFICATIONS

| Motors | Min. system width | Voltage | Current | Frequency | Speed | Frequency receiver |
|--|-------------------|--------------|---------|-----------|--------|--------------------|
| 50-Series (Smart by Silent Gliss) | | | | | | |
| SG 11251 | 65 cm | 24 V DC | 1.5 A | n/a | 32 rpm | n/a |
| 40-Series | | | | | | |
| SG 11241 | 87 cm | 100-240 V AC | 0.6 A | 50-60 Hz | 32 rpm | 868 MHz |
| SG 11244 | 65 cm | 24 V DC | 1.5 A | n/a | 32 rpm | 868 MHz |
| 20-Series | | | | | | |
| SG 10422 | 65 cm | 120 V AC | 1.1 A | 50 Hz | 36 rpm | n/a |
| SG 10522 (standard) | 65 cm | 230 V AC | 0.55 A | 50 Hz | 30 rpm | n/a |

**C. OPERATING
METHODS**

See catalogue "controls" for details.

Wall Switch



System can be operated by fixed wall switch.

SG Control L



Various radio hand-held and wall transmitters available.



Silent Gliss Move App.

SG Control R



Various radio hand-held and wall transmitters available.
An external receiver is required.

Smart by Silent Gliss



Open designed two-way communication system which allows to flawlessly integrate products with most major building management systems.

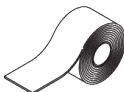

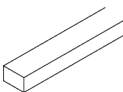
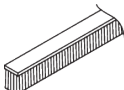


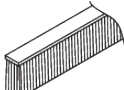

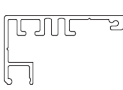

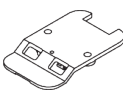

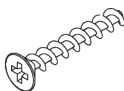



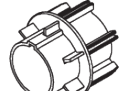
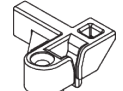

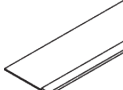

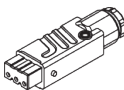
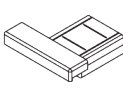
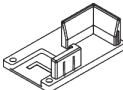

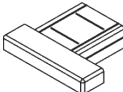
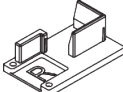

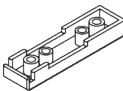
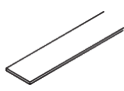

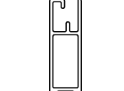





**D. WIRING
DIAGRAMS**




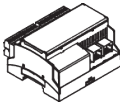

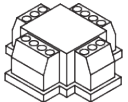
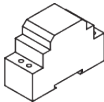

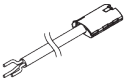
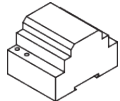


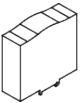
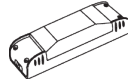

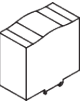



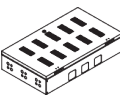

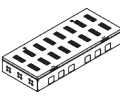
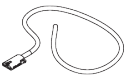
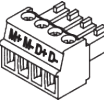



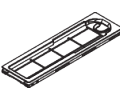

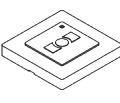
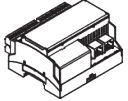
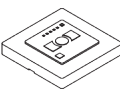
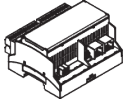
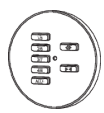
Refer to Silent Gliss website.

PARTS

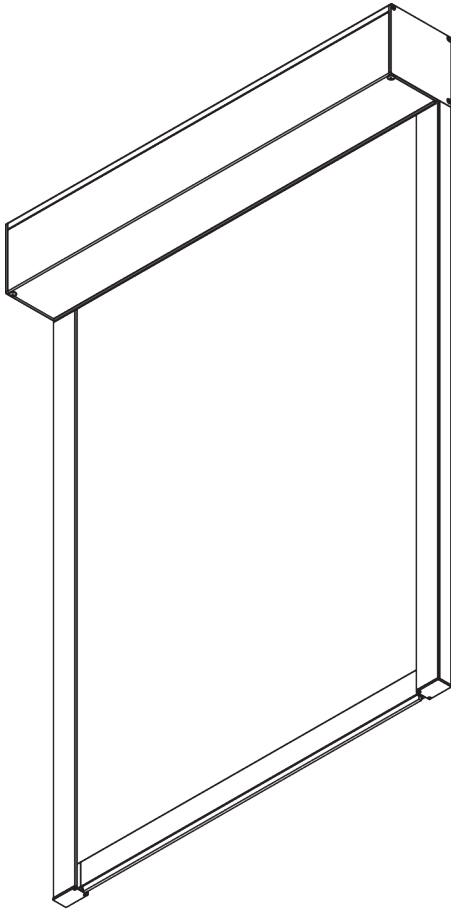
A. STANDARD PARTS

| | | | | | |
|--|--|---|---|---|---|
|  | SG 4226 Double tape 30 mm |  | SG 11006 End cover left 90 mm |  | SG 11060 Foam tape adhesive |
|  | SG 4508 Brush 5x7 mm |  | SG 11007 End cover right 90 mm |  | SG 11324 PT Screw Countersunk KA35x14 |
|  | SG 4509 Brush 5x12 mm |  | SG 11011 Clip |  | SG 11418 Side guide case |
|  | SG 6791 Pan head screw 3.9x32 |  | SG 11013 Clip |  | SG 11419 Side guide cover |
|  | SG 6933 PT Countersunk screw KA25x16 |  | SG 11017 Tube adapter |  | SG 11421 Zip profile |
|  | SG 6936 PT Countersunk screw KA22x10 |  | SG 11019 Tube adapter |  | SG 11473 Zip guide left |
|  | SG 6942 Pan head screw KA30x8 |  | SG 11025 Zip |  | SG 11474 Zip guide right |
|  | SG 9917 Hirschmann portable socket-outlet STAK 3 N |  | SG 11028 End cover left |  | SG 11475 Side guide end cover left |
|  | SG 10284 O-Ring |  | SG 11029 End cover right |  | SG 11476 Side guide end cover right |
|  | SG 10522 Motor 230V AC, 20-Series 3/30 |  | SG 11030 Cover | | |
|  | SG 10668 PVC strip 10 mm |  | SG 11034 Countersunk head screw 3.5x16 | | |
|  | SG 10993 Bottom bar |  | SG 11035 Countersunk head screw 2.2x9.5 | | |
|  | SG 10996 Box case 90 mm |  | SG 11037 Tube ø 60 mm | | |
|  | SG 10997 Box cover 90 mm |  | SG 11059 Pan head screw with flange M4x12 | | |

B. OPTIONAL PARTS

| | | | | | |
|---|--|---|---|---|--|
|  | SG 9916 Hirschmann plug set |  | SG 11262 Expansion unit |  | SG 20913 Wall switch single channel |
|  | SG 9959 Central control unit relay |  | SG 11263 Power supply 24V DC, 2.5A DIN Rail |  | SG 20914 Wall switch 8 channel |
|  | SG 10293 Cable 230V AC, 2/3/5/10 m |  | SG 11264 Power supply 24V DC, 3.8A DIN Rail |  | SG 20917 Pattress box |
|  | SG 10300 Radio hand held 1 channel |  | SG 11265 Power supply 24V DC, 5A DIN Rail |  | SG 20919 Control module motor type R |
|  | SG 10302 Radio hand held 5+1 channel |  | SG 11266 Power supply 24V DC, 10A DIN Rail | | |
|  | SG 10303 Radio hand held 10+2+1 channel |  | SG 11281 Cabinet for 8 systems | | |
|  | SG 10422 Tubular motor 120V AC, 20 Series 3/36, UL |  | SG 11282 Cabinet for 24 systems | | |
|  | SG 10804 Radio hand held 15+5+1 channel |  | SG 11283 Cabinet for 56 systems | | |
|  | SG 10851 2 m cable UL certified incl. plug only for USA |  | SG 11319 Plug 4-pin, MC 1.5/4-ST-3.81 | | |
|  | SG 11241 Tubular motor 100-240V AC, 40-Series 3/32, radio receiver |  | SG 11360 Motor drive 40/50-Series | | |
|  | SG 11244 Tubular motor 24V DC, 40 Series 3/32, radio receiver |  | SG 11460 Cover for Hirschmann plug | | |
|  | SG 11251 Motor 24V DC, 50-Series 3/32 |  | SG 11480 Radio wall transmitter 1 channel | | |
|  | SG 11260 Gateway Cedia |  | SG 11490 Radio wall transmitter 5+1 channel | | |
|  | SG 11261 Gateway KNX |  | SG 20336 Hand held transmitter 8 channel | | |

SG 4780



PRODUCT INFORMATION

- **Operation:** motorised
- **Range:** L
- **Fitting:** ceiling, wall, recess
- **Colours:** white RAL 9016 or black RAL 9005, special colours possible
- **Fabrics:** refer to Silent Gliss fabric collection

Features:

- Zip technology
- Quiet and fast motors
- Soft stop
- Various control options
- 40 mm side channel, pre-drilled fixing points

SYSTEM SPECIFICATIONS

A. SYSTEM DIMENSIONS

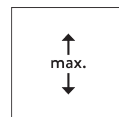


3 m

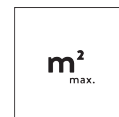


65 cm*

*see motor specification table



3 m



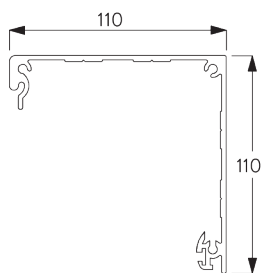
9 m²



6 kg

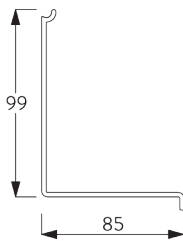
B. PROFILE

Profile information



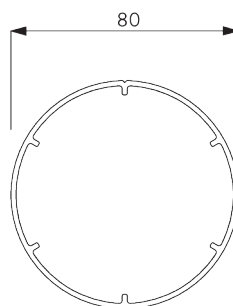
SG 10998

Box case 110 mm



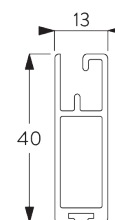
SG 10999

Box cover 110 mm



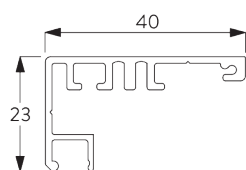
SG 11003

Tube ø 80 mm



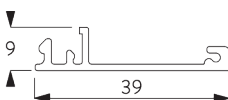
SG 10993

Bottom bar



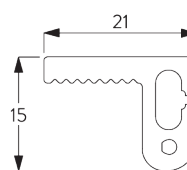
SG 11418

Side guide case



SG 11419

Side guide cover

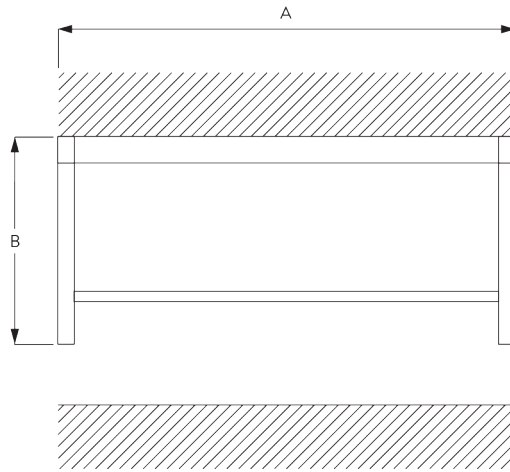


SG 11421

Zip profile

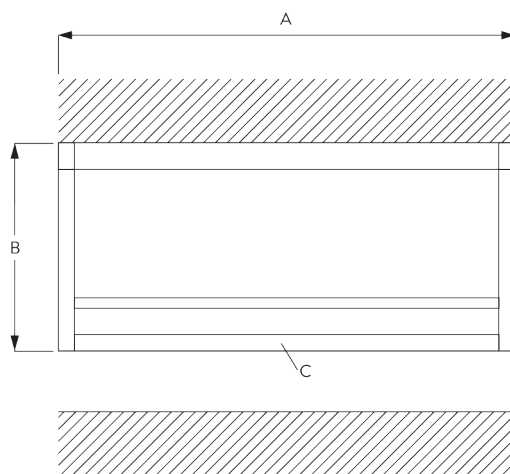
C. HOW TO MEASURE

Inside fitting



A: System width
B: System height

Face fitting



A: System width
B: System height
C: Optional: end profile (SG 11418 / SG 11419)

D. SPECIFICATION

TEXT

Silent Gliss SG 4780 Electrically Operated Dim-Out Roller Blind System with SG Smart by Silent Gliss enabled motor. For blinds up to 3m wide by 3m drop, max 9sq. m. Supplied complete and made to measure comprising aluminium headbox SG 10998-9 (110mm), side profiles SG 11418 / SG 11419 and bottom hem bar SG 10993 in white or black powder coat finish as standard. Fabric edges retained by two component zip profile SG 11421. Operation by compatible third-party home control system with full two-way communication. Powered by 24V DC supply (not supplied) or mains power. Only to be used in conjunction with associated 'Smart by Silent Gliss' Gateway and components. All wiring to be strictly in accordance with Silent Gliss wiring diagrams. Fabric to be chosen from the Silent Gliss fabric range, Price Group 1R / 2R / 3R.

Silent Gliss SG 4780 Electrically Operated Dim-Out Roller Blind System with SG Series 40 motors. For blinds up to 3m wide by 3m drop, max 9sq. m. Supplied complete and made to measure comprising aluminium headbox SG 10998-9 (110mm), side profiles SG 11418 / SG 11419 and bottom hem bar SG 10993 in white or black powder coat finish as standard. Fabric edges retained by two component zip profile SG 11421. Operation by dry contact switching either from fixed switch (not supplied) or third-party control system and/or SG Control L radio control system via integrated receiver. SG Control L components supplied at additional cost. All wiring to be strictly in accordance with Silent Gliss wiring diagrams. Fabric to be chosen from the Silent Gliss fabric range, Price Group 1R / 2R / 3R.

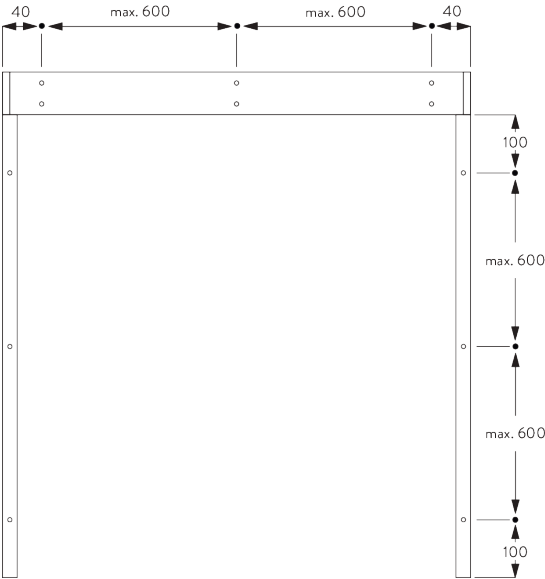
Silent Gliss SG 4780 Electrically Operated Dim-Out Roller Blind System with SG Series 20 motors. For blinds up to 3m wide by 3m drop, max 9sq. m. Supplied complete and made to measure comprising aluminium headbox SG 10998-9 (110mm), side profiles SG 11418 / SG 11419 and bottom hem bar SG 10993 in white or black powder coat finish as standard. Fabric edges retained by two component zip profile SG 11421. by mains switch (not supplied) or mains switching by third party control system or SG Control R remote control system (wireless controls at extra cost). All wiring to be strictly in accordance with Silent Gliss wiring diagrams. Fabric to be chosen from the Silent Gliss fabric range, Price Group 1R / 2R / 3R.

FITTING

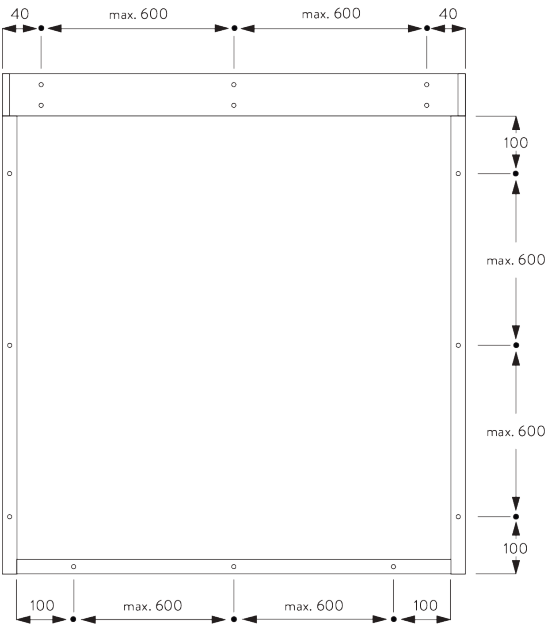
A. FITTING INFORMATION

For detailed fitting information, visit the [Silent Gliss website](#).

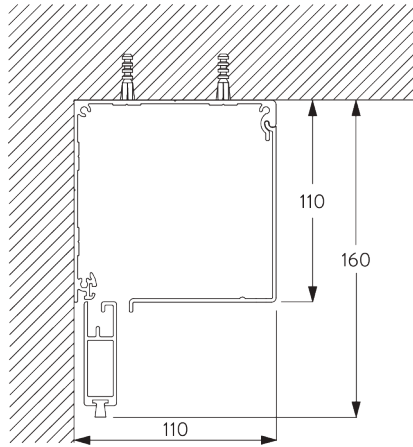
Inside fitting - fixing points



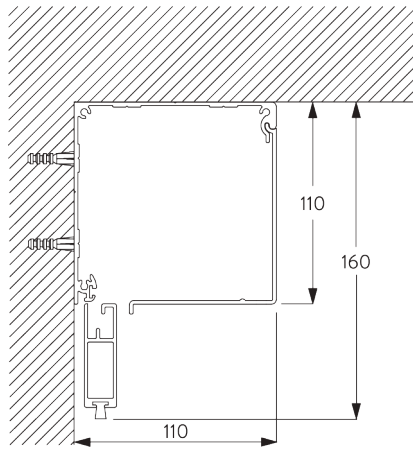
Face fitting - fixing points



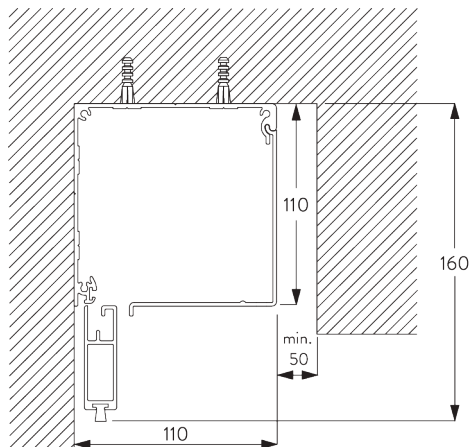
B. CEILING FITTING



C. WALL FITTING

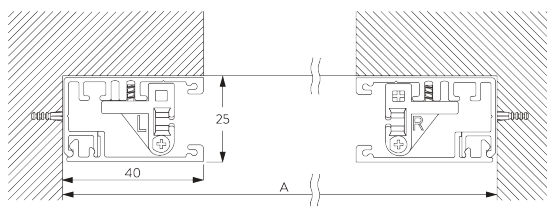


D. RECESS FITTING



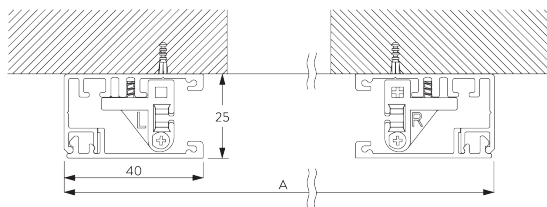
E. SIDE PROFILES
SG 11418 / SG 11419

Inside fitting



A: System width

Face fitting



A: System width

MOTORS & CONTROLS

A. MOTOR FEATURES

| | 50-Series | 40-Series | 20-Series |
|--------|-----------|----------------------|----------------------|
| Motors | SG 11251 | SG 11241 SG 11244 | SG 10422 SG 10522 |

Motor Features

| | | | |
|--|-------|-------|-------|
| Soft stop | ● | ● | ● |
| Electronic end-stop | ● | ● | ● |
| Electronic revolution counter (unlimited revolution) | ● | ● | ● |
| Mechanical end-stop | | | |
| Mechanical revolution counter (limited revolution) | | | |
| Two intermediate positions possible | | ● | |
| Bottom bar alignment | ● | ● | |
| Noiseless stop | | | ● |
| Parallel wiring possible without additional relays | | ● | ● |
| Disconnectable motor cable | ● | ● | ● |
| IP class | IP 30 | IP 30 | IP 44 |

Control Features

| | | | |
|---|---|---|---|
| Mains power control | | | ● |
| Dry contact control | | ● | |
| Dry contact and / or SG Control L control | | ● | |
| SG Control L (built-in receiver) | | ● | |
| SG Control R (external receiver required) | | | ● |
| Smart by Silent Gliss | ● | | |
| Suitable for most major home automation systems (with suitable interface) | | ● | ● |

B. MOTOR SPECIFICATIONS

| Motors | Min. system width | Voltage | Current | Frequency | Speed | Frequency receiver |
|--|-------------------|--------------|---------|-----------|--------|--------------------|
| 50-Series (Smart by Silent Gliss) | | | | | | |
| SG 11251 | 65 cm | 24 V DC | 1.5 A | n/a | 32 rpm | n/a |
| 40-Series | | | | | | |
| SG 11241 | 87 cm | 100-240 V AC | 0.6 A | 50-60 Hz | 32 rpm | 868 MHz |
| SG 11244 | 65 cm | 24 V DC | 1.5 A | n/a | 32 rpm | 868 MHz |
| 20-Series | | | | | | |
| SG 10422 | 65 cm | 120 V AC | 1.1 A | 50 Hz | 36 rpm | n/a |
| SG 10522 (standard) | 65 cm | 230 V AC | 0.55 A | 50 Hz | 30 rpm | n/a |

**C. OPERATING
METHODS**

See catalogue "controls" for details.

Wall Switch



System can be operated by fixed wall switch.

SG Control L



Various radio hand-held and wall transmitters available.



Silent Gliss Move App.

SG Control R



Various radio hand-held and wall transmitters available.
An external receiver is required.

Smart by Silent Gliss



Open designed two-way communication system which allows to flawlessly integrate products with most major building management systems.

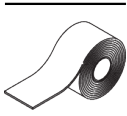
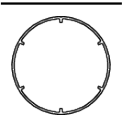
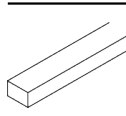
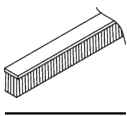
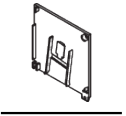
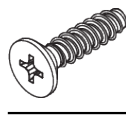
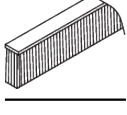
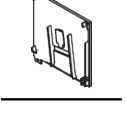
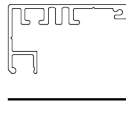
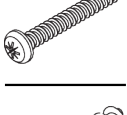
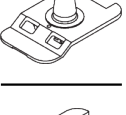
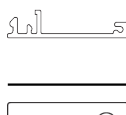
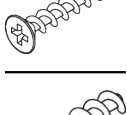
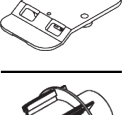
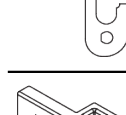
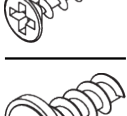
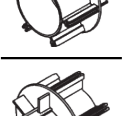
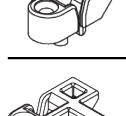
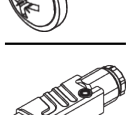
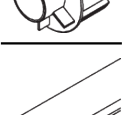
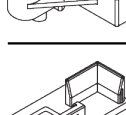
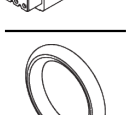
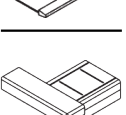
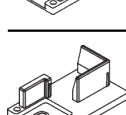
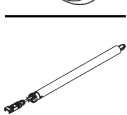
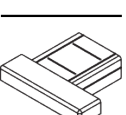

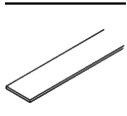
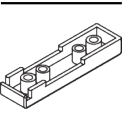
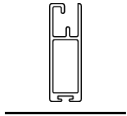
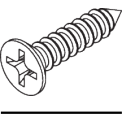
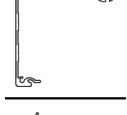
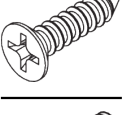




**D. WIRING
DIAGRAMS**



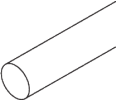
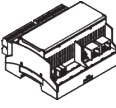
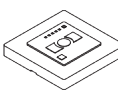



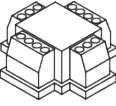
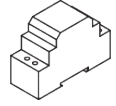
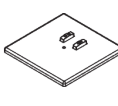
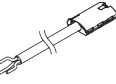
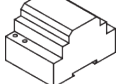

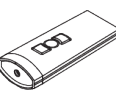
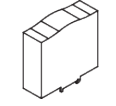


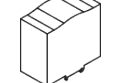
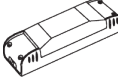




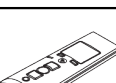
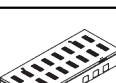
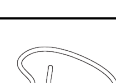


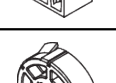





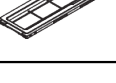
Refer to Silent Gliss website.

PARTS

A. STANDARD PARTS

| | | | | | |
|--|--|---|---|---|---|
|  | SG 4226 Double tape 30 mm |  | SG 11003 Tube ø 80 mm |  | SG 11060 Foam tape adhesive |
|  | SG 4508 Brush 5x7 mm |  | SG 11008 End cover left 110 mm |  | SG 11324 PT Screw Countersunk KA35x14 |
|  | SG 4509 Brush 5x12 mm |  | SG 11009 End cover right 110 mm |  | SG 11418 Side guide case |
|  | SG 6791 Pan head screw 3.9x32 |  | SG 11011 Clip |  | SG 11419 Side guide cover |
|  | SG 6933 PT Countersunk screw KA25x16 |  | SG 11013 Clip |  | SG 11421 Zip profile |
|  | SG 6936 PT Countersunk screw KA22x10 |  | SG 11020 Tube adapter |  | SG 11473 Zip guide left |
|  | SG 6942 Pan head screw KA30x8 |  | SG 11022 Tube adapter |  | SG 11474 Zip guide right |
|  | SG 9917 Hirschmann portable socket-outlet STAK 3 N |  | SG 11025 Zip |  | SG 11475 Side guide end cover left |
|  | SG 10284 O-Ring |  | SG 11028 End cover left |  | SG 11476 Side guide end cover right |
|  | SG 10522 Motor 230V AC, 20-Series 3/30 |  | SG 11029 End cover right | | |
|  | SG 10668 PVC strip 10 mm |  | SG 11030 Cover | | |
|  | SG 10993 Bottom bar |  | SG 11034 Countersunk head screw 3.5x16 | | |
|  | SG 10998 Box case 110 mm |  | SG 11035 Countersunk head screw 2.2x9.5 | | |
|  | SG 10999 Box cover 110 mm |  | SG 11059 Pan head screw with flange M4x12 | | |

B. OPTIONAL PARTS

| | | | | | |
|---|--|---|---|--|---|
|  | SG 4951 Bottom weight ø 8 mm |  | SG 11261 Gateway KNX |  | SG 11490 Radio wall transmitter 5+1 channel |
|  | SG 9916 Hirschmann plug set |  | SG 11262 Expansion unit |  | SG 20336 Hand held transmitter 8 channel |
|  | SG 9959 Central control unit relay |  | SG 11263 Power supply 24V DC, 2.5A DIN Rail |  | SG 20913 Wall switch single channel |
|  | SG 10293 Cable 230V AC, 2/3/5/10 m |  | SG 11264 Power supply 24V DC, 3.8A DIN Rail |  | SG 20914 Wall switch 8 channel |
|  | SG 10300 Radio hand held 1 channel |  | SG 11265 Power supply 24V DC, 5A DIN Rail |  | SG 20917 Pattress box |
|  | SG 10302 Radio hand held 5+1 channel |  | SG 11266 Power supply 24V DC, 10A DIN Rail |  | SG 20919 Control module motor type R |
|  | SG 10303 Radio hand held 10+2+1 channel |  | SG 11281 Cabinet for 8 systems | | |
|  | SG 10422 Tubular motor 120V AC, 20 Series 3/36, UL |  | SG 11282 Cabinet for 24 systems | | |
|  | SG 10804 Radio hand held 15+5+1 channel |  | SG 11283 Cabinet for 56 systems | | |
|  | SG 10851 2 m cable UL certified incl. plug only for USA |  | SG 11319 Plug 4-pin, MC 1.5/4-ST-3.81 | | |
|  | SG 11241 Tubular motor 100-240V AC, 40-Series 3/32, radio receiver |  | SG 11362 Motor drive 10/20 Series | | |
|  | SG 11244 Tubular motor 24V DC, 40 Series 3/32, radio receiver |  | SG 11364 Motor drive 40/50-Series | | |
|  | SG 11251 Motor 24V DC, 50-Series 3/32 |  | SG 11460 Cover for Hirschmann plug | | |
|  | SG 11260 Gateway Cedia |  | SG 11480 Radio wall transmitter 1 channel | | |

The Architects of Silence

Silent Gliss is the leading global supplier of premium interior window treatments. Since 1952 we have been tirelessly committed to the development of the world's smoothest, quietest systems using state of the art technology.

Driven by customer needs, Silent Gliss offers functional and durable products. Expert technical advice coupled with installation and support services complete the offer. Silent Gliss stands for innovative, sustainable, tailor made solutions, exceptional design and first-class quality.

Silent Gliss Ltd.

Pyramid Business Park
Poorhole Lane, Broadstairs
Kent CT10 2PT
United Kingdom
T +44 1843 863571
F +44 1843 864503
info@silentgliss.co.uk

Silent Gliss Global Ltd.

Pyramid Business Park
Poorhole Lane, Broadstairs
Kent CT10 2PT
United Kingdom
T +44 1843 874250
F +44 1843 864503
info@silentglissglobal.com

Silent Gliss Blinds Trading LLC

Office 1906
The H Hotel Complex
Trade Center First
Dubai
United Arab Emirates
T +971 4 7050318
info@silentgliss.ae

silentgliss.co.uk
silentglissglobal.com
silentgliss.ae